

Autoimmune Thrombotic Thrombocytopenic Purpura, Disseminated Intravascular Coagulation, Haemophagocytic Lympho Histiocytosis—(Following Corona Virus Infection), Secondary to Fragmented Germ Cells {Liberal Global Abortions, Contraception—(Red Riverways, Blood Moon, Weakened Earth's Magnet)} and Absence of Abstinence

—Retrospective Analysis: Proof of Concept Study

Elizabeth Jeya Vardhini Samuel, Ramalingam, Zumu, Aakash, Celestine Rajmanohar, Darmalingam, Sundararajan Veerakesari, S. Natarajan

Department of General Medicine, Karpagam Faculty of Medical Sciences and Research Coimbatore, Tamilnadu, India
Email: elizabethjsamuel@gmail.com

How to cite this paper: Samuel, E.J.V., Ramalingam, Zumu, Aakash, Rajmanohar, C., Darmalingam, Veerakesari, S. and Natarajan, S. (2020) Autoimmune Thrombotic Thrombocytopenic Purpura, Disseminated Intravascular Coagulation, Haemophagocytic Lympho Histiocytosis—(Following Corona Virus Infection), Secondary to Fragmented Germ Cells {Liberal Global Abortions, Contraception—(Red Riverways, Blood Moon, Weakened Earth's Magnet)} and Absence of Abstinence. *Open Journal of Rheumatology and Autoimmune Diseases*, 10, 132-145.
<https://doi.org/10.4236/ojra.2020.103015>

Received: May 30, 2020

Accepted: June 25, 2020

Published: June 28, 2020

Abstract

Background: Autoimmunity has increased significantly, alarmingly secondary to global contraception, abortion, fragmenting germ cells; herewith three types of life threatening manifestations, are analysed. **Case-1:** 28-year-old afebrile lady, vegetarian, presented to emergency with impaired responsiveness, deep jaundice, menorrhagia of one day duration and she had been taking native treatment with leaves for primary infertility for the past five years; she had a few ecchymotic patches, investigations showed severe anaemia, thrombocytopenia, haemolytic jaundice, peripheral smear confirmed thrombotic thrombocytopenic purpura; she developed profound hematuria; she received treatment with intravenous immunoglobulin, fresh frozen plasma, platelet transfusions, packed red blood cells transfusions, plasmapheresis was planned; she improved gradually. In her sincere effort to conceive a baby, for the past five years, due to cultural ignorance which teaches only three days abstinence,

Copyright © 2020 by author(s) and Scientific Research Publishing Inc. This work is licensed under the Creative Commons Attribution International License (CC BY 4.0). <http://creativecommons.org/licenses/by/4.0/>



instead of seven days abstinence after last menstrual periods, exposure of germ cells to raw endometrial surface, from 4th to 7th days of menstrual cycle, resulted in the cumulative autoimmunity-thrombotic thrombocytopenic purpura status. **Case-2:** 24-year-old lady who had undergone puerperal sterilisation, on the fourth day after last menstrual periods, presented, with unresponsiveness, to emergency, her investigations revealed prolonged prothrombin time, prolonged activated partial thromboplastin time, more than a minute, thrombocytopenia, reduced fibrinogen levels suggesting disseminated intravascular coagulation; her ultra sonogram abdomen showed, absence of gestational sac in the uterus; she received fresh frozen plasma transfusions, but succumbed within few hours. With puerperal sterilisation, [non evidence based medical practice], 20 million germ cells are fragmented to chromatid breaks, a-centric fragments, ring chromosomes, which get exposed to partly regenerated endometrial surface, on the fourth day after last menstrual periods, due to lack of awareness of abstinence upto seven days, initiating severe cumulative autoimmunity, resulting in fatal disseminated intravascular coagulation. **Case-3:** Fatal haemo-phagocytic lympho-histiocytosis-soaring autoimmunity, detected in the victim host of corona virus infection, correlated directly with extensive tissue damage produced in the victim host, by prior surgical abortions. **Conclusion:** Cases one and two followed absence of abstinence, with exposure of germ cells, to partly healed endometrial surface in the former culminating in thrombotic thrombocytopenic purpura; in the latter by exposure of fragmented 20 million germ cells [by contraception] to partly healed endometrial surface, culminating in fatal disseminated intravascular coagulation. In case three fatal autoimmune hemophagocytic lymphohistiocytosis followed corona virus infection, secondary to extensive tissue damage, of liberal global abortions. Red Russian riverways, is another evidence for global warming due to global aborted blood pollution, melting Perma-Frost crashing the Diesel tanks, with oil spill reflecting on aborted blood polluted river, turns bright red, similar to blood moon by abortion polluted air. Innumerable human lives with their iron of blood flowing within blood vessels, repelling magnet of earth, is mandatory to strengthen earth's magnet. Arctic ozone hole closed this May, environmental pollution cleared, by absence of global abortions, contraception, and their ozone depleting blood pollution, due to lock down of corona virus pandemic.

Keywords

Haemo-Phagocytic Lympho-Histiocytosis, Thrombotic Thrombocytopenic Purpura, Disseminated Intravascular Coagulation, Autoimmunity, Contraception, Abortion

1. Introduction

Autoimmune diseases have increased alarmingly after global contraception, abortion-non evidence based medical practice *i.e.* without therapeutic indication, therapeutic protocols and therapeutic policies; therapeutic policies are meant only to save lives from death, diseases, never to prevent, terminate lives.

As a result of contraception, abortion, germ cells, more than 20 million are fragmented to a-centric fragments, ring chromosomes, [1] chromatid breaks, which are recognised as foreign antigens and result in significant autoimmunity, when exposed to raw endometrial surface, due to lack of abstinence for 7 days after last menstrual periods, [2] abstinence for 45 days after male child delivery, abstinence for 90 days after girl child delivery.

2. Materials, Case Presentations, Results

Case-1: 28 year old lady was brought to emergency, with impaired responsiveness, deep jaundice, menorrhagia, she developed profuse hematuria within one hour after admission; she had taken native treatment with leaves for primary infertility, for the past 5 years.

Her haemoglobin was 3 gm%, [12 gm% - 14 gm%] platelet count-6000/c.mm, [1.5 lakhs - 3 lakhs/c.mm] total bilirubin of 13.1 mg/dl, [1 mg/dl] with indirect bilirubin-11 mg/dl, [0.4 mg/dl] direct bilirubin, 2.1 mg/dl, [0.6 mg/dl] renal parameters were normal, peripheral smear showed thrombocytopenia, fragmented red blood cells, anaemia, confirming thrombotic thrombocytopenic purpura.

She received treatment with eight units of fresh frozen plasma, considering autoimmune etiology, intravenous immunoglobulin of 0.4 gm/kg, equating to 35 gm [7 vials of 5 gm each] of immunoglobulin was transfused to block the autoantibodies, followed simultaneously by 7 units of packed red blood cells transfusion, eight units of platelets rich concentrates transfusion, to build her platelet count to more than 25,000/c.mm, plasmapheresis was planned, she started improving gradually and survived.

Case-2: 24 year old lady was brought to emergency, with impaired responsiveness, on the fourth day after her last menstrual periods status, she had undergone puerperal sterilisation.

Her platelet count was 45,000/c.mm, [1.5 lakhs - 3 lakhs/c.mm], prothrombin time was prolonged more than a minute, [12 - 13 seconds] activated partial thromboplastin time was more than minute, fibrinogen was less than 100 mg/dl, peripheral smear showed thrombocytopenia; her ultra sonogram abdomen pelvis showed absence of gestational sac.

Autoimmune disseminated intravascular coagulation was considered, she received four units of fresh frozen plasma but she succumbed within few hours after admission

Case-3: Fatal hemophagocytic lymphohistiocytosis, followed corona virus infection, due to the extent of tissue damage produced by prior liberal surgical abortions in the host.

Figure 1, Table 1, depicts the countries with liberal surgical abortions [more than 12 - 20 weeks, including abortion tourism] resulting in massive materno-foetal tissue damage consequent inevitable soaring autoimmunity, leading to fatal hemophagocytic lymphohistiocytosis, in the victim host, to account for the increased fatalities > 25,000.

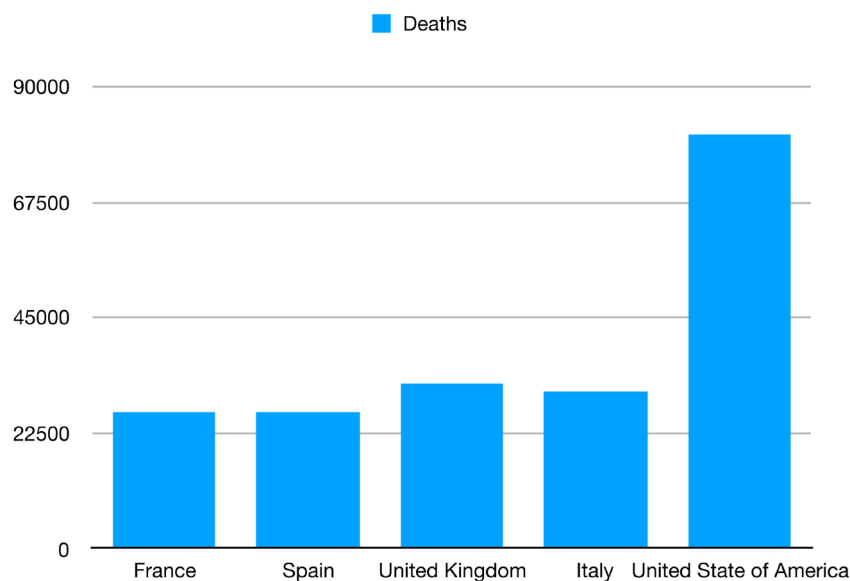


Figure 1. Countries with liberal abortions and deaths by corona virus [April/2020].

Table 1. Countries with liberal abortions and deaths by corona virus [April/2020].

| Corona virus | France | Spain | United Kingdom | Italy | United State of America |
|--------------|--------|--------|----------------|--------|-------------------------|
| Deaths | 26,643 | 26,744 | 32,065 | 30,739 | 80,684 |

Table 2, Table 3 showed the recent year abortions, correlated with mortality by corona virus, indicating the number of victim hosts who had undergone prior surgical abortions in the recent year to have suffered fatal autoimmune hemophagocytic lymphohistiocytosis, when they encountered corona virus infection.

Figure 2, Table 4, depict the corona deaths in countries which practice restricted abortions, *i.e.* less than 12 weeks, governments permission required, medical means forming ~85% of total abortions, with relatively less tissue damage, less autoimmunity, the fatalities were from <8266.

Table 5, Figure 3 depict corona deaths in countries with no abortions but practising contraception, ranging < 1500.

Figure 4, Table 6 showed analysis of average deaths between countries with liberal surgical abortions, restricted surgical abortions, medical means of abortions, countries practising no abortions, but contraception-highlighting-countries with liberal abortions had ~18 fold more fatalities than countries with restricted abortions, and ~36 fold more fatalities as when compared to countries without abortions, secondary to autoimmunity namely hemophagocytic lymphohistiocytosis-which occurred purely due to surgical abortions associated extensive tissue damage, in the victim host.

The above data highlights fatal autoimmune hemophagocytic lymphohistiocytosis followed corona virus infection, secondary to the victim host having undergone prior liberal surgical abortions, producing massive tissue damage resulting in soaring autoimmunity. Immunomodulators namely hydroxy chloroquine or plasma exchange could not combat.

Table 2. Countries with liberal abortions-their recent annual abortions, and total abortions from 1970 [retrieved from Johnston’s archive].

| Abortions | France | Spain | United Kingdom | Italy | United States of America |
|------------------------------|-----------|-----------|----------------|-----------|--------------------------|
| Recent year-2018/2019 | 209,554 | 95,917 | 218,581 | 76,000 | 623,471 |
| 1970-2018, 2019 | 8,152,003 | 2,565,930 | 9,076,796 | 6,136,276 | 46,413,319 |

Table 3. Countries with restricted abortions, medical means abortions, with their recent annual abortions and total abortions from 1970 [retrieved from Johnston’s archives].

| Abortions in millions | China | Germany | Iran | Canada | Sweden | India | Russia | Japan | Israel | South Africa | Australia | Newzealand | Greenland |
|------------------------------|--------|---------|----------------------|--------|--------|-------|--------|-------|--------|--------------|-----------|------------|-----------|
| Recent year-2018/2019 | 9,6 | 0.101 | 0.01 | 0.09 | 0.036 | 0.794 | 0.66 | 0.162 | 0.018 | 0.105 | 0.037 | 0.01 | 0.00087 |
| 1970-2018 | 380.67 | 4.951 | 85% on contraception | 3.68 | 1.597 | 26.67 | 147.28 | 20.57 | 0.727 | 1.785 | 2.965 | 0.4 | 0.03 |

Table 4. Countries with restricted abortions, medical means abortions and deaths by corona virus (April/2020).

| Corona virus | China | Germany | Iran | Canada | Sweden | India | Russia | Japan | Israel | South Africa | Australia | Newzealand | Greenland |
|---------------|-------|---------|------|--------|--------|-------|--------|-------|--------|--------------|-----------|------------|-----------|
| Deaths | 8266 | 6866 | 6340 | 3566 | 2854 | 1886 | 1280 | 541 | 230 | 148 | 96 | 21 | 0 |

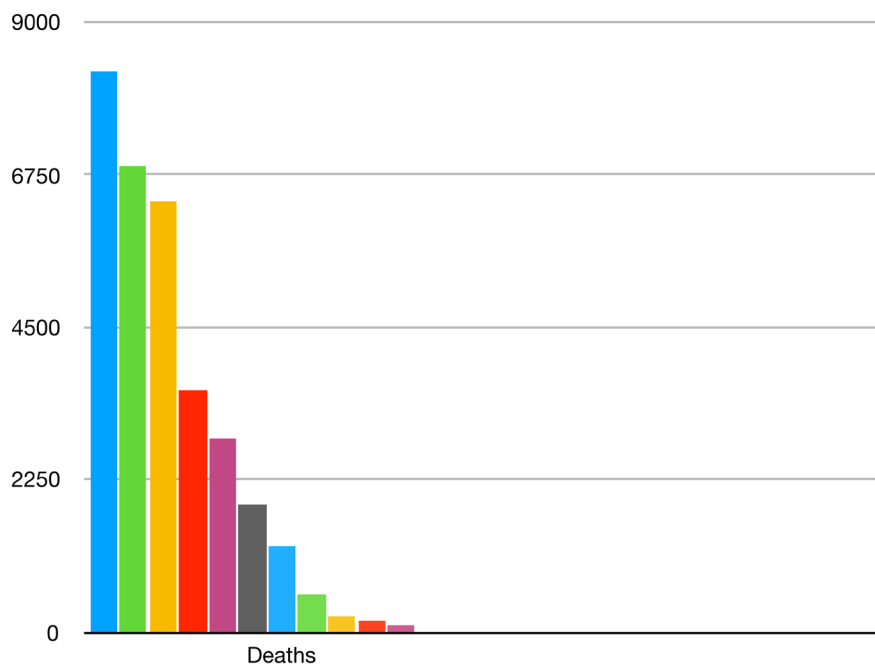


Figure 2. Countries with restricted abortions, medical means abortions and deaths by corona virus (April/2020).

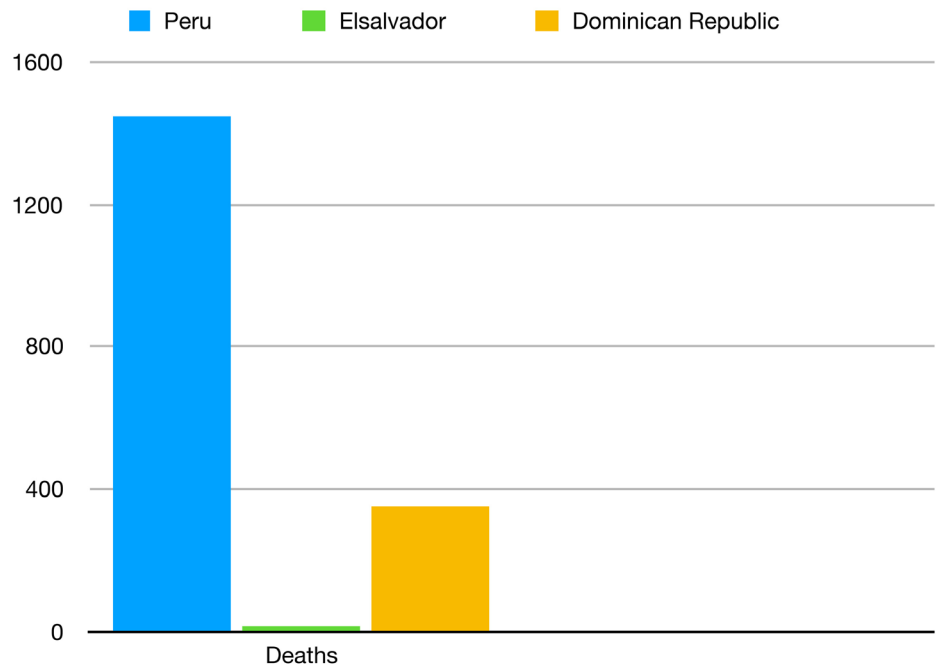


Figure 3. Countries with no abortion but practising contraception-deaths by corona virus.

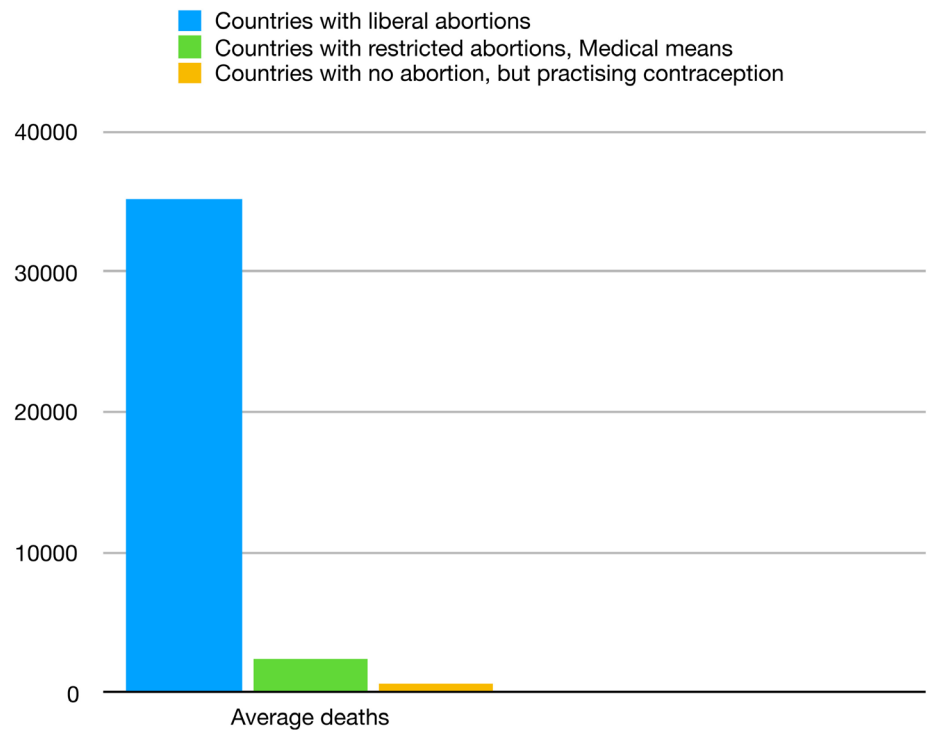


Figure 4. Average number of deaths by corona virus and correlation with liberal abortion, restricted abortions, no abortions, but practising contraception.

Table 5. Countries with no abortion but practising contraception-deaths by corona virus.

| Corona virus | Peru | El Salvador | Dominican Republic |
|--------------|------|-------------|--------------------|
| Deaths | 1444 | 13 | 354 |

Table 6. Average number of deaths by corona virus and correlation with liberal abortion, restricted abortions, no abortions, but practising contraception.

| Corona virus | Countries with liberal abortions | Countries with restricted abortions, Medical means | Countries with no abortion, but practising contraception |
|----------------|----------------------------------|--|--|
| Average deaths | 35,118 | 2469 | 607 |

Table 2, Table 3 depicted the total number of abortions from 1970 with equivalent immense environmental aborted blood, contraceptive menstrual blood pollution, enabled emergence, growth, virulence of microbes like corona virus to become pandemic; also global hypoxia, global warming with pollutant blood depleting ozone, which cannot be replaced by plants; unlike with innumerable live humans, cattle, with their exhaled breath of nostrils, -by photosynthesis of plants generates oxygen envelope, ozone, associated monsoon rains and not floods.

Similar to blood moon by abortion polluted air, red Russian river ways is yet another evidence for aborted blood pollution of rivers, seas, air reflected more obviously by spill of oil; secondary to aborted blood of total abortions from 1970 = 147.28 million abortions (**Table 3**), depleting ozone leading to global warming with resultant melting of long frozen Perma -frost supporting the posts of fuel tanks to crash.

Corona virus infection could become a global pandemic, secondary to global innumerable total abortions, from 1970, and highly prevalent contraception with resultant environmental blood pollution, a rich media for emergence, growth, multiplication, virulence of microbes [3] [4].

Innumerable live humans on earth, growing in multitude is mandatory to strengthen earths magnet by iron in blood of haemoglobin, flowing within blood vessels [reference-monster magnet meets blood] repelling the magnet; this is yet another evidence documented for God ordained unique calculations exist to support life on earth; when life is prevented terminated, universal calculations of self sustaining ecology, economy, life, collapse.

Arctic Zone hole has closed this May, by live humans exhaled breath in nostrils enabling plants to synthesise oxygen by photosynthesis; which had been depleted by global aborted, contraceptive menstrual blood pollution, and abortions were not performed due to lockdown of corona infection, hence environmental blood pollution had also cleared

3. Discussion

Case-1:

The pathology of thrombotic thrombocytopenic purpura as first described by Moschowitz in 1925 was widespread hyaline thrombi in terminal arterioles and capillaries, accompanied by no or little endothelial injury, or inflammation; the thrombi are present extensively in heart, pancreas, spleen, adrenal gland, brain [mainly cerebral cortex]; thrombi are composed mainly of von Willebrand factor

and platelets; common feature of thrombocytopenia, and hemolysis are seen

A disruption in proteolytic regulation of von Willebrand factor, occurs in thrombotic thrombocytopenic purpura, wherein autoimmune inhibitors [5] lead to incessant unfolding of von Willebrand factor, resulting in von Willebrand factor-platelet binding and microvascular thrombosis characteristic of thrombotic thrombocytopenic purpura.

Plasma infusion is an urgent substitute till plasma exchange is available.

28 year old lady, vegetarian, was on self treatment with native leaves, for primary infertility for five years; presented with autoimmune thrombotic thrombocytopenic purpura, secondary to sincere attempts to conceive, not observing abstinence for seven days after last menstrual periods, [local culture teaches abstinence of three days is sufficient].

Three to four days menstrual shedding of endometrium and by healing capacity of cells, maximum 1 mm per day another three days for shed endometrium to regenerate; when germ cells are exposed to raw endometrial surface, from four to seven days of menstrual cycle, for five years of infertility, it'd resulted in cumulative autoimmunity, leading to thrombotic thrombocytopenic purpura

She improved with fresh frozen plasma infusion, intravenous immunoglobulin to block autoantibodies, followed by platelet rich concentrates, packed red blood cells transfusion.

Case-2:

The systemic coagulation activation is induced either through cytokine pathways which are activated as part of a systemic inflammatory response or by the release of procoagulant substances such as [6] tissue factor [released in tissue, cell destruction.]

Disseminated intravascular coagulation is characterised by systemic activation of pathways, involved in coagulation and its regulation. This may result in the generation of intravascular fibrin clots, causing organ failure, with simultaneous consumption of coagulation factors and platelets, causing bleeding.

24 year old lady who had undergone puerperal sterilisation-non evidence based medical practice, [*i.e.*, no therapeutic indication, no therapeutic protocols, no therapeutic policies,] on her fourth day of menstrual cycle, presented to emergency with impaired responsiveness; her significant reports were grossly prolonged prothrombin time, and activated partial thromboplastin time to more than a minute, with thrombocytopenia, and low fibrinogen levels, suggested disseminated intravascular coagulation.

Gynaecologists, confirmed with radiologist, about absence of gestational sac or products of conception; there was no other evidence of external tissue injury. She received fresh frozen plasma transfusions, but she succumbed within few hours.

20 million germ cells are smashed [7] to a-centric fragments, fragmented chromatids, chromatid breaks, in a fraction of second, on the barricades of contraception-condoms, diaphragms, vasectomy, copper t, tubectomy [puerperal steri-

lisation]; this individual had undergone tubectomy, and >20 million fragmented chromatids, got exposed to raw endometrial surface (circulation) on the fourth day of her menstrual cycle, for lack of abstinence upto seventh day after the onset of menstruation, due to social ignorance stating three days abstinence is sufficient after the onset of menstruation.

Three to four days menstrual shedding of endometrium and by healing capacity of cells, maximum 1 mm per day another three days for shed endometrium to regenerate; when >20 million fragmented germ cells secondary to contraception, are exposed to raw, endometrial surface by fourth day of menstrual cycle, it'd resulted in soaring, cumulative autoimmunity; local trauma-local inflammation, whereas massive cell, tissue injury-systemic inflammatory response-disseminated intravascular coagulation.

In contracepted couples, secondary to unaware, wanton smashed fragmentation of germ cells, systemic inflammatory response syndrome develops inevitably-multi system autoimmune diseases, secondary to fragmenting germ cells > 20 million everyday to innumerable fragmented chromatids, each containing multiple loci of chromosomes, recognised as foreign by immune surveillance

Similar event happened to a forty eight year old male partner of wife who had undergone sterilisation. With no other comorbidities, was brought to emergency at 2 AM and he had vomited blood, collapsed at the doorstep of emergency,

Case-3:

Haemophagocytic lymphohistiocytosis is an aggressive and potentially fatal syndrome that results from inappropriate, [8] prolonged activation of lymphocytes and macrophages.

Haemophagocytic lymphohistiocytosis describes the characteristic pathologic finding of macrophages engulfing all types of blood cells in marrow, lymphnodes, spleen, or liver biopsies.

Viral associated haemophagocytic syndrome, infection associated haemophagocytosis are identified, haemophagocytic lymphohistiocytosis is associated with recurrent abortions.

Defects in the function of natural killer cells and cytotoxic T cells are found in haemophagocytic lymphohistiocytosis; this results in inappropriate activation of macrophages and t cells which produce pro inflammatory cytokines.

<10% of patients with haemophagocytic lymphohistiocytosis survived before immunomodulating therapy.

Group of spherical or pleomorphic [9] enveloped RNA viruses, have been classified as corona viruses-the name refers to the fringe of surface projections, surrounding the virus resembling the solar corona; two groups -acid labile viruses (associated with common cold like illnesses) and acid stable viruses (associated with human and animal gastro enteritis), many serotypes, mostly fastidious and difficult to grow in cell culture system.

Fatal, autoimmune, secondary haemohagocytic lymphohistiocytosis occurred in corona virus infections, of hosts who had undergone prior liberal surgical abortions; (Table 1, Figure 1, Table 6, Figure 4) immunomodulators like hy-

droxy chloroquine, plasma exchange were of no avail

The data analysis showed, countries with liberal surgical abortions, suffered inevitable, manifold deaths by corona virus (**Table 1, Figure 1, Table 6, Figure 4**).

Abortions, contraceptions [not evidence based medical practice-no therapeutic indication, no therapeutic protocols, no therapeutic policies.] result in smashed fragmentation of >20 million germ cells, extensive damage to live foetal, maternal, paternal tissue, which get exposed to immune surveillance, resulting in soaring autoimmunity to every tissue, cells in the hosts/cells of parents.

In liberal surgical abortions, more severe immense extensive tissue damage of the host occurs, recruiting soaring autoimmunity in the hosts; when corona virus infection occurred in victim hosts with prior surgical abortions, immune response gets activated to combat the viral infection; inevitable, surmounting, autoimmune fatal haemophagocytic lymphohistiocytic response followed, accounting for the numerous deaths in countries with liberal surgical abortions, as compared to countries with restricted medical means abortions.

Countries' deaths by corona virus infections correlated with recent year abortions (**Table 2, Table 3**)—[number of hosts with prior abortions encountering the virus actively] than with total number of abortions from 1970.

Total number of [10] abortions from 1970, (**Table 2, Table 3**) accounted for the increasing environmental blood pollution, evidenced by documented rising environmental estrogen, alpha feto protein, beta human chorionic gonadotropins, favouring emergence, growth, virulence of microbes, including Corona virus; animal digested blood-chocolate agar is a good media routinely used to culture organisms to see the sensitivity pattern for treatment for laboratory purposes; when the global environment has become blood polluted, it'll favour growth, virulence, emergence of microbes globally, stemming from countries with very high total abortions from 1970 = 380.67 million abortions (**Table 3**; compulsory phenomenon) for e.g. China

1994 Dr Susan [11] Jobling of Brunel University, analysed international inland waters of four major rivers in United States of America, United Kingdom, Australia, to explain disappearance of fish, postulating industrial waste as pollutant, but the finding was oestrogen-confirming its not industrial waste pollution, but aborted blood pollution [12], contraceptive menstrual blood pollution.

1998 Professor Paul Devroey of Germany [13] analysed Air to study the pollutant, postulating that industrial emissions may be the reason for rising infertility; but again the pollutant was oestrogen like particles are in the rise in the Air, confirming its not industrial emissions, but aborted blood pollution, contraceptive menstrual blood pollution depleting ozone, depleting oxygen of waters, air.

From December 2019 till date, abortions, contraception have not been performed, due to corona virus infection, and lock down; existing humans breath in the nostrils, replenishing oxygen, North Arctic Zone hole has closed by April/May.

Similar to blood moon by abortion polluted air, red Russian river ways, Arctic sea of Norilsk is yet another evidence for aborted blood pollution of rivers, seas,

air, reflected more obviously by spill of oil; secondary to aborted blood of 147.28 million total abortions from 1970, (**Table 3**) depleting ozone leading to global warming with resultant melting of long frozen Perma -frost supporting the posts of fuel tanks to crash, leading to tonnes of diesel spill

God ordained universe with its unique calculations support Life on earth, by self sustaining ecology, economy, supported by many children per family-lives on earth, increase in life of parents by ten years with male child birth, and twenty years by girl child birth, whereas global abortions, contraception, culminate in 275% increase in degenerative, autoimmune, [14] infectious, neoplastic diseases and five fold increased mortality

Earth's magnetic field is strengthened by iron in the blood [15] flowing within blood vessels, of live humans, repelling the magnet; by global abortions, contraception, eradicating human [16] race by 95%, and by blood spilt in environment, earths magnetic field from Africa to South America is weakened

Sometime around 2020, population [people of nations] forecasts predict, it'll take another [16] thirty years, for older age group to equal about 15% and the younger age group 5%, secondary to drastically declining fertility; this denotes, around five year age group will be tomorrow's world, non contracepted people will depart in Author of Life's appointed time, whereas in contracepted parents mortality rises by five fold, consequent to 275% increase in degenerative, neoplastic, autoimmune, infectious diseases; *i.e.* global abortion, contraception has eradicated human race by 95%.

Global aborted contraceptive menstrual blood depletes oxygen of waters, air, resulting in disappearance of [17] islands, fish, birds, parched lands, famines, glaciers of ice melting; depleted human resources, invested money returns cannot be obtained resulting in hard hit recession

Putrefaction of innumerable aborted fetuses emanate toxic, explosive, inflammable gases, leading to fish washed ashore dead, septic tank cleaners, miners death by toxic fumes, tsunamis, [18] land slides, tornadoes, cyclones, hurricanes, flash floods, forest fire, oil tanker vessel fire, swarming insects including locusts, wasps, blood feeding animals like tigers visiting foothills' human habitats, earthquakes, hail storms, [19].

Having eradicated human race with their interference by 95%, global abortions, contraception, have paved a way for non nuclear robotic [20] war, unmanned air vehicles mediated robbery, on broad highways with little traffic.

Ignorant Africans, taught contraceptive implants, they've parched lands; Greenland visited by danish in 1970 taught abortions, contraception, 870 abortions (**Table 3**) per recent year, more than live births, glaciers of ice melting; culture, technology, trades are meant to save lives, promote livelihood, never to prevent or terminate life.

Author of Life has ordained this universe to support Life only, not to spill blood; let every man, organisations, authorised to save Life do so by promoting many children per family, and abolish global abortions, contraception, recanalize permanent sterilization. Earlier days spilling of animal, chicken birds blood

by culling enabled emergence of mycobacterium tuberculosis, staphylococcus; after 2000, aborted blood enables, virulent organisms-viruses namely Corona, H1N1, Kyasanur forest disease, dengue, Nipah, Ebola and more, unless global abortions, contraceptions of all forms are eradicated, reversed and replaced by baby boom, many children per family, to be safeguarded as wealth, health by every organization, we cannot eradicate corona.

4. Conclusions

Case-1:

Life threatening autoimmune Thrombotic thrombocytopenic purpura manifested in the 28-year-old lady, due to exposure of germ cells to raw endometrial surface, as a consequence of absence of continued abstinence beyond 3 days upto seven days of menstrual cycle, for five years of infertility, initiating significant autoimmunity.

Case-2:

Fatal autoimmune disseminated intravascular coagulation manifested in 24-year-old lady with puerperal sterilisation, [non evidence based medical practice] by fragmenting 20 million germ cells, with their exposure to partly healed endometrial surface/breached circulation on fourth day of menstrual cycle, due to lack of abstinence upto seventh day of menstrual cycle, initiating significant autoimmunity.

Case-3:

Countries with liberal abortions, recorded numerous deaths by Corona virus infections, secondary to soaring autoimmunity, initiating fatal hemophagocytic lymphohistiocytosis, consequent to massive tissue damage, in the victim host with prior surgical abortions.

Global abortions, contraception with their blood pollution have resulted in emergence, virulence of microbes including pandemic of Corona Virus; swarms of insects including locusts, tsunami, tornadoes, flash floods, earth quakes, land slides, hail storms, parched land, depletion of ozone, depleted economy, disappearance of birds, fish, islands, increased diseases as 275%, increased deaths by 5 fold.

Similar to blood moon by abortion polluted air, Red Russian river ways, of Norilsk is yet another evidence for aborted blood pollution of rivers, seas, air, reflected more obviously by spill of oil; secondary to aborted blood of 147.28 million total abortions from 1970, depleting ozone leading to global warming, with resultant melting of long frozen Perma-frost supporting the posts of fuel tanks to crash, leading to tonnes of diesel spill.

Magnetic field is strengthened by self sustaining Author of Life's calculation-repulsion of earth's magnet by iron found in blood flowing within blood vessels of live humans, cattle, birds; global contraception, abortion has eradicated human race by 95%, with absence of iron present in blood within blood vessels, to strengthen the earths magnet by repulsion, unlike aborted blood, contraceptive

menstrual blood spilt with its disintegrating iron will attract magnet to weaken it; innumerable live humans on earth, with iron in their blood within blood vessels are mandatory to strengthen earth's magnet.

Global abortion, contraception, by eliminating human race with their interference by 95% have paved a way for non nuclear robotic war, unmanned air vehicle mediated remote controlled robbery by lack of interference by people of nations. [population]

Arctic Zone hole has closed this May, by live humans exhaled breath in nostrils enabling plants to synthesise oxygen by photosynthesis; which had been depleted by global aborted, contraceptive menstrual blood pollution, and was not performed due to lockdown of corona infection; similarly environmental blood pollution had cleared.

Author of Life, evidence based medical practise has authorised every human being, every organisation to promote many child birth per family, to safeguard, protect lives by technology, never to prevent or terminate life; global abortions, contraception be abolished, contraception be reversed.

Woman's birthright is to bring forth many children for her husband, after holy matrimony as God ordained, to crown her due royalty, instead of napkin status to abort.

Conflicts of Interest

The authors declare no conflicts of interest regarding the publication of this paper.

References

- [1] Gilliland, B.C. (1987) Progressive Systemic Sclerosis. In: Braunwald, E., Isselbacher, K.J., Petersdorf, R.G., Wilson, J.D., Martin, J.B. and Fauci, A.S., Eds., *Harrison's Principles of Internal Medicine*, 11th Edition, Volume 2, McGraw-Hill, New York, 1429.
- [2] Elizabeth, J.S. (2014) Autoimmunity and Fragmented Germ Cells. *IOSR Journal of Dental and Medical Sciences*, **13**, 99-105.
- [3] Elizabeth, J.S. (2014) Melioidosis Mimics Septic Arthritis—A Rare Presentation. *Journal of Multidisciplinary Engineering Science and Technology*, **1**, 244-247.
- [4] Elizabeth, J.S. (2014) Increased Prevalence of Solar Keratoses, Infectious Diseases and Rising Environmental Oestrogen, Equating with Aborted Blood, Contraceptive Menstrual Blood Pollution with Consequent Ozone Depletion. *IOSR Journal of Environmental Science, Toxicology and Food Technology*, **8**, 74-80.
<http://www.iosrjournals.org>
<https://doi.org/10.9790/2402-08917480>
- [5] Tsai, H.-M. (2014) Thrombotic Thrombocytopenic Purpura, and Related Disorders. In: *Wintrobe's Clinical Haematology*, 13th Edition, Lippincott Williams & Wilkins, Philadelphia, 1078.
- [6] Craig, J.I.O., McClelland, D.B.L. and Watson, H.G. (2010) Blood Disease. In: *Davidson's Principles and Practice of Medicine*, 21st Edition, Churchill Livingstone, London, 1051-1052. <https://doi.org/10.1016/B978-0-7020-3085-7.00024-9>
- [7] Elizabeth, J.S. (2014) Increasing Prevalence of Osteoporosis, Hypothyroidism and

- Endogenous Oestrogen with Germ Cells. *Open Journal of Rheumatology and Autoimmune Diseases*, **4**, 131-137. <https://doi.org/10.4236/ojra.2014.43019>
- [8] Douglas, S.D. and Tuluc, F. (2010) Morphology of Monocytes and Macrophages. In: *Haemophagocytic Lympho Histiocytosis William's Haematology*, 8th Edition, McGraw-Hill Education, New York, 1056-1058.
- [9] Panicker, A.N. (2013) Textbook of Microbiology. 9th Edition, Orient Blackswan, Hyderabad, 559.
- [10] <http://www.johnstonsarchive.net/policy/abortion/wrip331ohtml>
- [11] Jobling, S. (1996) A Survey of Estrogenic Activity in United Kingdom Inland Waters. *Environmental Toxicology and Chemistry*, **15**, 1993-2002. <https://doi.org/10.1002/etc.5620151118>
- [12] Elizabeth, J.S. (2014) Increased Prevalence of Dermographism, Filariasis, Mosquito Borne Diseases and Rising Environmental Oestrogen, Equating with Aborted Blood, Contraceptive Menstrual Blood Pollution with Consequent Ozone Depletion. *International Journal of Scientific Research and Engineering Studies*, **1**, 5-9.
- [13] Devroey, P. (1998) Air Estrogen like Particles: Odyssey Fertile Ground, **4**, 4.
- [14] Elizabeth, J.S. (2015) "Withered Tree" Concept Host, Achieved by Global Contraception and Abortion, Secondary to Fragmented Germ Cells, Agonisingly Reduced Endogenous Estrogen/Androgen, Defaulted Genomic Repertoire, Deranged Cell Metabolism, Metabolic Syndrome, Result in Failure of Pharmacological Therapeutics with Advanced Technologies. *Open Journal of Preventive Medicine*, **5**, 186-195. <https://doi.org/10.4236/ojpm.2015.54022>
- [15] Monster Magnet Meets Blood-Brainiac 75 You Tube, October 27, 2017.
- [16] Suzman, R. and Haaga, J.G. (2012) *Harrisons Principles of Internal Medicine*. 18th Edition, Volume 1, McGraw-Hill, New York, 556.
- [17] Elizabeth, J.S. (2014) Global Hypoxia, Global Warming, Global Recession, Consequent to Rising Environmental Oestrogen, Equating with Aborted Blood Pollution, Contraceptive Menstrual Blood Pollution, Depleting Ozone, Proof of Concept Study. *International Journal of Scientific and Research Publications*, **4**, 1-7.
- [18] Elizabeth, J.S. (2015) Increase in Incidence of Spontaneous Combustion of the Skies, Spontaneous Forest Fire, Oil Tanker Vessel Fire, Earth Bursting, Death by Toxic Gases, Increase in Stinging Insects, Wasps, Achieved by Global Contraception, Abortion, Eradicating Human Race with Putrefaction of Innumerable Aborted Foetuses. *Journal of Multidisciplinary Engineering Science and Technology*, **2**, 328-332.
- [19] Elizabeth, J.S. (2015) Prevent Devastating Hail Storms, Flash Floods, Tornadoes, Tsunami, by Eradicating Global Abortion, and Reversing Contraception. *Journal of Multidisciplinary Engineering Science and Technology*, **2**, 1232-1240.
- [20] Elizabeth, J.S. (2015) Non Nuclear Robotic War and Frequent Entry of Blood Feeding Animals to Foothill Townships, Made Possible by Rising Environmental Estrogen, Alpha Feto Protein, Human Chorionic Gonadotropin, as Evidence for Environmental Contraceptive Menstrual Blood Pollution, Aborted Blood Pollution: Emergency Baby Boom, Mandatory Reversal of Contraception, Eradication of Global Abortion Contraception—Ultimate Solution to Global Threats. *Global Journal of Researches in Engineering, Journal of General Engineering*, **15**, 11-19.