

Open Journal of Microphysics



ISSN: 2162-2450



<https://www.scirp.org/journal/ojm>

Journal Editorial Board

ISSN 2162-2450 (Print) ISSN 2162-2469 (Online)

<https://www.scirp.org/journal/ojm>

Editor-in-Chief

Prof. Stefano Moretti University of Southampton, UK

Editorial Board

Prof. Salah Badawi Ahmed Doma Alexandria University, Egypt
Prof. Run-Ping Jia Shanghai Institute of Technology, China
Prof. Stanislaw Kistryn Jagiellonian University, Poland
Prof. Junhui Li Central South University, China
Prof. Yongfeng Li China University of Petroleum, China
Prof. Shijun Liao South China University of Technology, China
Prof. Fengshan Liu Institute for Chemical Process and Environmental Technology, Canada
Dr. Yu Lu Stanford University, USA
Prof. Palumbo Luigi La Sapienza University of Rome, Italy
Prof. Eugene Oks Auburn University, USA
Prof. José Antonio Oller Universidad de Murcia, Spain
Dr. Rafael Rodríguez Pérez University of Las Palmas de Gran Canaria, Spain
Dr. Weihong Qi Central South University, China
Prof. Jorge M. Seminario Texas A&M University, USA
Prof. Ping-Zhan Si China Jiliang University, China
Prof. Hisham M. Widatallah Sultan Qaboos University, Oman
Dr. Xuhao Yuan Syracuse University, Syracuse, USA
Dr. Yu Zeng Duke University, USA

Table of Contents

Volume 13 Number 1

February 2023

Double Differential Cross-Section for the Ionization of Hydrogenic 2S Metastable State

Md. T. H. Chowdhury, S. Dhar.....1

Open Journal of Microphysics (OJM)

Journal Information

SUBSCRIPTIONS

The *Open Journal of Microphysics* (Online at Scientific Research Publishing, <https://www.scirp.org/>) is published quarterly by Scientific Research Publishing, Inc., USA.

Subscription rates:

Print: \$69 per issue.

To subscribe, please contact Journals Subscriptions Department, E-mail: sub@scirp.org

SERVICES

Advertisements

Advertisement Sales Department, E-mail: service@scirp.org

Reprints (minimum quantity 100 copies)

Reprints Co-ordinator, Scientific Research Publishing, Inc., USA.

E-mail: sub@scirp.org

COPYRIGHT

Copyright and reuse rights for the front matter of the journal:

Copyright © 2023 by Scientific Research Publishing Inc.

This work is licensed under the Creative Commons Attribution International License (CC BY).

<http://creativecommons.org/licenses/by/4.0/>

Copyright for individual papers of the journal:

Copyright © 2023 by author(s) and Scientific Research Publishing Inc.

Reuse rights for individual papers:

Note: At SCIRP authors can choose between CC BY and CC BY-NC. Please consult each paper for its reuse rights.

Disclaimer of liability

Statements and opinions expressed in the articles and communications are those of the individual contributors and not the statements and opinion of Scientific Research Publishing, Inc. We assume no responsibility or liability for any damage or injury to persons or property arising out of the use of any materials, instructions, methods or ideas contained herein. We expressly disclaim any implied warranties of merchantability or fitness for a particular purpose. If expert assistance is required, the services of a competent professional person should be sought.

PRODUCTION INFORMATION

For manuscripts that have been accepted for publication, please contact:

E-mail: ojm@scirp.org

Double Differential Cross-Section for the Ionization of Hydrogenic 2S Metastable State

Md. Thowhidul Hoque Chowdhury, Sunil Dhar

Department of Mathematics, Chittagong University of Engineering and Technology, Chittagong, Bangladesh

Email: sdhar@cuet.ac.bd

How to cite this paper: Chowdhury, Md.T.H. and Dhar, S. (2023) Double Differential Cross-Section for the Ionization of Hydrogenic 2S Metastable State. *Open Journal of Microphysics*, 13, 1-13.
<https://doi.org/10.4236/ojm.2023.131001>

Received: February 1, 2023

Accepted: February 25, 2023

Published: February 28, 2023

Copyright © 2023 by author(s) and Scientific Research Publishing Inc.

This work is licensed under the Creative Commons Attribution International License (CC BY 4.0).

<http://creativecommons.org/licenses/by/4.0/>



Open Access

Abstract

Double differential cross-sections of first Born estimation for ionization of hydrogenic 2S state by electrons are assessed for various kinematics situations in the asymmetric coplanar geometry. A final state wave function of multiple scattering theory is followed in this study. The present outcomes are compared with those of hydrogenic ground state, 2P state and ground state experimental results. Obtained findings show a good qualitative agreement with existing results.

Keywords

Hydrogen, Ionization, Double Differential Cross-Section, Metastable, Scattering

1. Introduction

Ionization process is one of the most significant reactions in atomic collisions. Much information on ionization dynamics has been obtained by assessing the double differential cross sections (DDCS) for emitted electron energy and emitted angles. Ionization by fast particles was first planned quantum mechanically by Bethe [1]. The application of the multi-parameter detection technique, together with the advancement in computational procedures, has made it likely to implement a whole experimentation in which kinematical parameters (like momentum and energies) of all performing particles are determined. This kind of experiment has been successfully used to investigate the fine details of the ionization process both in the ground state [2]-[11] and metastable state [12]-[21]. In atomic ionization collisions, the DDCS covers facts about the angular and energy distribution of secondary electrons [11]. Here, atomic hydrogen is used as a target in order to perceive the ionization mechanism of atomic system by

electron impact energy. The emitted electron is detected in coincidence with the scattered electrons and it is a well-known experiment [22] called (e, 2e) experiments. The ionization of atomic hydrogen by electron influence is of major significance and of rare gas atoms, particularly, the cross-sections acquired with ground state ionization, is considered as benchmark facts and before [23] there is a few data existed for atomic hydrogen, though it is the simplest and the most convenient system for theoretical analysis. DDCS of ionization comprises valued info about both the collision dynamics and the internal structure of atomic or molecular systems. Experimental evaluation angle and energy have been obtained [24] [25] [26] [27] [28] and other groups [29]-[39] for DDCS.

In this work, the DDCS for ionization of hydrogenic metastable 2S state by electron impact at 150 eV and 250 eV energies has been calculated. We use a wave function [10] [11] [12] to calculate the DDCS integrated over the scattering angle. It will be interesting here to use the wave function of metastable 2S state hydrogen atoms by electrons. To the best of our knowledge, the DDCS for the ionization of metastable 2S-state hydrogen atoms by electrons at intermediate and high energies were never studied before experimentally. No theoretical calculations of the DDCS of metastable 2S state hydrogen atoms were observed. Therefore, hydrogenic ground state experimental results for ionization of metastable 2S state hydrogen atoms by electrons will be valuable and our outcomes will add a new dimension to the significant study of this field of research.

2. Theory

The direct Transition matrix element for ionization of hydrogen atoms by electron [27], may be written as,

$$T_{FI} = \langle \psi_F^{(-)}(\bar{\gamma}_1, \bar{\gamma}_2) | V_I(\bar{\gamma}_1, \bar{\gamma}_2) | \Phi_i(\bar{\gamma}_1, \bar{\gamma}_2) \rangle \quad (1)$$

where the perturbation potential $V_I(\bar{\gamma}_1, \bar{\gamma}_2)$ is given by

$$V_I(\bar{\gamma}_1, \bar{\gamma}_2) = \frac{1}{\gamma_{12}} - \frac{1}{\gamma_2} \quad (2)$$

For hydrogen atoms nuclear charge is $Ze = 1$, γ_1 is the distance of the atomic electron and γ_2 is the distance of projectile electron from the nucleus and γ_{12} is the distance between the two electrons (**Figure 1**).

The initial channel unperturbed wave function is given by

$$\Phi_i(\bar{\gamma}_1, \bar{\gamma}_2) = \frac{e^{i\vec{p}_i \cdot \bar{\gamma}_2}}{(2\pi)^2} \phi_{2S}(\bar{\gamma}_1) \quad (3)$$

where $\phi_{2S}(\bar{\gamma}_1) = \frac{1}{4\sqrt{2\pi}}(2 - \gamma_1)e^{-\lambda_1\gamma_1}$.

Here $\lambda_1 = \frac{1}{2}$ and $\phi_{2S}(\bar{\gamma}_1)$ is the hydrogen 2S state wave function and $\psi_F^{(-)}(\bar{\gamma}_1, \bar{\gamma}_2)$ is the final three particle scattering state wave function [7] and coordinate of the two electrons are $\bar{\gamma}_1$ and $\bar{\gamma}_2$ respectively.

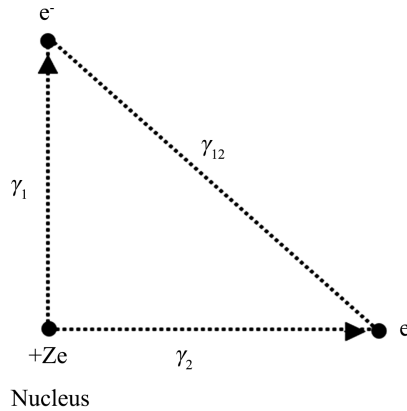


Figure 1. Collision effect amongst two electrons and the nucleus.

Here the approximate wave function $\psi_F^{(-)}$ the is given by

$$\psi_F^{(-)}(\bar{\gamma}_1, \bar{\gamma}_2) = N(\bar{p}_1, \bar{p}_2) \left[\phi_{\bar{p}_1}^{(-)}(\bar{\gamma}_1) e^{i\bar{p}_2 \cdot \bar{\gamma}_2} + \phi_{\bar{p}_2}^{(-)}(\bar{\gamma}_2) e^{i\bar{p}_1 \cdot \bar{\gamma}_1} + \phi_{\bar{p}}^{(-)}(\bar{\gamma}) e^{i\bar{p} \cdot \bar{R}} - 2e^{i\bar{p}_1 \cdot \bar{\gamma}_1 + i\bar{p}_2 \cdot \bar{\gamma}_2} \right] / (2\pi)^3 \quad (4)$$

Here $N(\bar{p}_1, \bar{p}_2)$ is normalization constant,

$$\bar{\gamma} = \frac{\bar{\gamma}_1 - \bar{\gamma}_2}{2}, \bar{R} = \frac{\bar{\gamma}_1 + \bar{\gamma}_2}{2}, \bar{p} = \bar{p}_2 - \bar{p}_1, \bar{P} = \bar{p}_2 + \bar{p}_1$$

and $\phi_q^{(-)}(\bar{\gamma})$ is Coulomb wave function.

Applying Equations (3) and (4) in Equation (2), we get

$$T_{FI} = T_b + T_b' + T_I - 2T_{PB} \quad (5)$$

For first Born estimation equation may be written as

$$\begin{aligned} T_b &= \frac{1}{16\pi^2} \phi_{\bar{p}_1}^{(-)}(\bar{\gamma}_1) e^{i\bar{p}_1 \cdot \bar{\gamma}_2} \left[\frac{1}{\gamma_{12}} - \frac{1}{\gamma_2} \right] e^{i\bar{p}_1 \cdot \bar{\gamma}_2} (2 - \gamma_1) e^{-\lambda_1 \gamma_1} \\ &= \frac{1}{16\pi^2} \int \left[\phi_{\bar{p}_1}^{(-)*}(\bar{\gamma}_1) e^{-i\bar{p}_1 \cdot \bar{\gamma}_2} \left(\frac{1}{\gamma_{12}} - \frac{1}{\gamma_2} \right) e^{i\bar{p}_1 \cdot \bar{\gamma}_2} (2 - \gamma_1) e^{-\lambda_1 \gamma_1} \right] d^3 \gamma_1 d^3 \gamma_2 \\ &= \frac{1}{16\pi^2} \int \phi_{\bar{p}_1}^{(-)*}(\bar{\gamma}_1) e^{-i\bar{p}_1 \cdot \bar{\gamma}_2} \frac{1}{\gamma_{12}} 2e^{i\bar{p}_1 \cdot \bar{\gamma}_2} e^{-\lambda_1 \gamma_1} d^3 \gamma_1 d^3 \gamma_2 \\ &\quad - \frac{1}{16\pi^2} \int \phi_{\bar{p}_1}^{(-)*}(\bar{\gamma}_1) e^{-i\bar{p}_1 \cdot \bar{\gamma}_2} \frac{1}{\gamma_2} 2e^{i\bar{p}_1 \cdot \bar{\gamma}_2} e^{-\lambda_1 \gamma_1} d^3 \gamma_1 d^3 \gamma_2 \\ &\quad - \frac{1}{16\pi^2} \int \phi_{\bar{p}_1}^{(-)*}(\bar{\gamma}_1) e^{-i\bar{p}_1 \cdot \bar{\gamma}_2} \frac{1}{\gamma_{12}} \gamma_1 e^{i\bar{p}_1 \cdot \bar{\gamma}_2} e^{-\lambda_1 \gamma_1} d^3 \gamma_1 d^3 \gamma_2 \\ &\quad + \frac{1}{16\pi^2} \int \phi_{\bar{p}_1}^{(-)*}(\bar{\gamma}_1) e^{-i\bar{p}_1 \cdot \bar{\gamma}_2} \frac{1}{\gamma_2} \gamma_1 e^{i\bar{p}_1 \cdot \bar{\gamma}_2} e^{-\lambda_1 \gamma_1} d^3 \gamma_1 d^3 \gamma_2 \\ &= Tb_1 + Tb_2 + Tb_3 + Tb_4 \end{aligned} \quad (6)$$

Here

$$\begin{aligned} Tb_1 &= \frac{1}{16\pi^2} \int \phi_{\bar{p}_1}^{(-)*}(\bar{\gamma}_1) e^{-i\bar{p}_1 \cdot \bar{\gamma}_2} \frac{1}{\gamma_{12}} 2e^{i\bar{p}_1 \cdot \bar{\gamma}_2} e^{-\lambda_1 \gamma_1} d^3 \gamma_1 d^3 \gamma_2 \\ Tb_2 &= -\frac{1}{16\pi^2} \int \phi_{\bar{p}_1}^{(-)*}(\bar{\gamma}_1) e^{-i\bar{p}_1 \cdot \bar{\gamma}_2} \frac{1}{\gamma_2} 2e^{i\bar{p}_1 \cdot \bar{\gamma}_2} e^{-\lambda_1 \gamma_1} d^3 \gamma_1 d^3 \gamma_2 \end{aligned}$$

$$Tb_3 = -\frac{1}{16\pi^2} \int \phi_{\bar{p}_1}^{(-)*}(\bar{\gamma}_1) e^{-\bar{p}_1 \cdot \bar{\gamma}_2} \frac{1}{\gamma_{12}} \gamma_1 e^{\bar{p}_1 \cdot \bar{\gamma}_2} e^{-\lambda_1 \gamma_1} d^3 \gamma_1 d^3 \gamma_2$$

$$Tb_4 = \frac{1}{16\pi^2} \int \phi_{\bar{p}_1}^{(-)*}(\bar{\gamma}_1) e^{-\bar{p}_1 \cdot \bar{\gamma}_2} \frac{1}{\gamma_2} \gamma_1 e^{\bar{p}_1 \cdot \bar{\gamma}_2} e^{-\lambda_1 \gamma_1} d^3 \gamma_1 d^3 \gamma_2 = \frac{1}{2} \frac{\partial}{\partial \lambda_1} (tb_2)$$

T_b , is the first Born term for TDCS and other terms T'_b, T_I, T_{PB} are calculated in our work of [12]. Afterward, investigative calculation by using the Lewis integral [40], the above terminologies of Equation (6) have been calculated mathematically and the triple differential cross-sections for T-Matrix element is specified by

$$\frac{d^3 \sigma}{d\mu_1 d\mu_2 dE_1} = \frac{p_1 p_2}{p_i} |T_{FI}|^2. \quad (7)$$

Later integration of TDCS result [12] of Equation (7), we can acquire the DDCCS result using following equation:

$$\frac{d^2 \sigma}{dE_1 d\mu_1} = \int \frac{d^3 \sigma}{dE_1 d\mu_1 d\mu_2} d\mu_2 \quad (8)$$

Therefore, double differential cross sections (DDCCS) have been determined using computer programming language MATLAB, given by Equation (8).

3. Results and Discussion

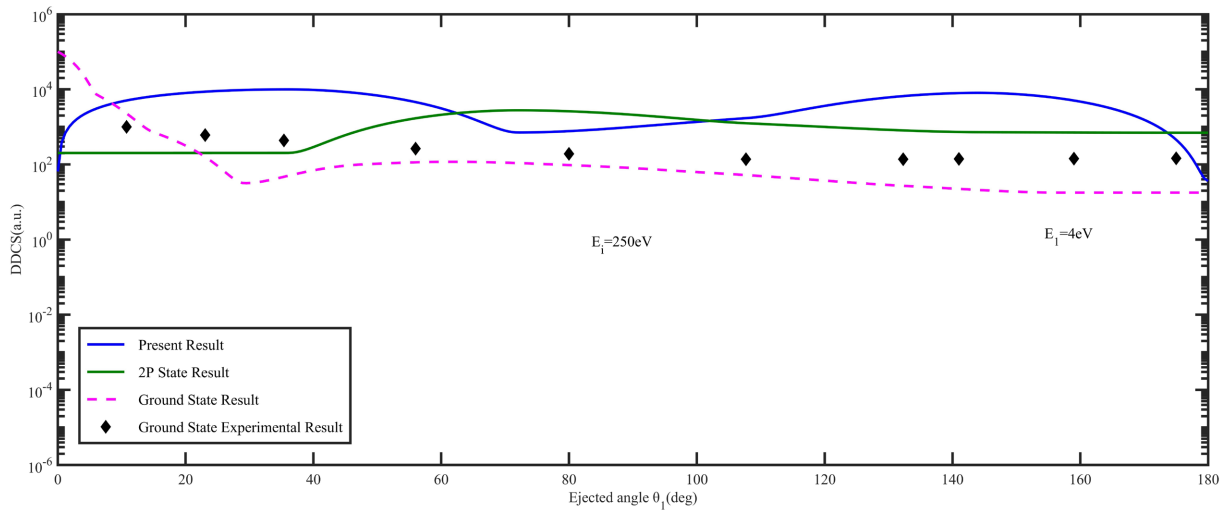
DDCCS are determined here for the ionization of the metastable 2S state hydrogen atoms by electrons at high incident energy $E_i = 250$ eV (Figure 2) for emitted electron energies $E_1 = 4$ eV, 10 eV, 20 eV, 50 eV and 80 eV.

Again, at intermediate incident energy $E_i = 150$ eV (Figure 3), for emitted electron energies $E_1 = 4$ eV, 10 eV, 20 eV, 30 eV and 50 eV. The emitted angle θ_1 varies from 0° to 180° considered as horizontal axis where DDCCS as vertical axis in all figures and the scattered angle θ_2 varies from 0° to 100° .

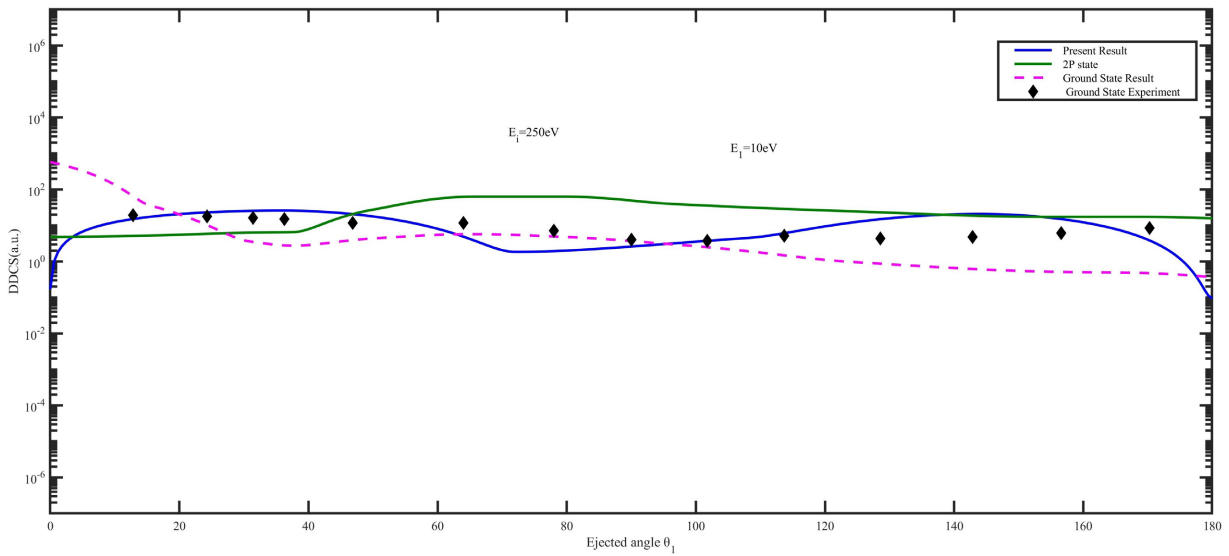
Ionization of hydrogen atoms by electrons from the ground state experimental results [24] and computational results [11] [19] are presented here for assessment. The final state scattering wave function $\psi_F^{(-)}(\bar{\gamma}_1, \bar{\gamma}_2)$ is the continuum state of the atomic hydrogen.

For incident energy $E_i = 250$ eV in Figure 2(a), ejection energy $E_1 = 4$ eV the current first Born result overlays at about $\theta_1 = 10^\circ$ with those of [11], where at higher ejection angle θ_1 lies above those of [11] making a onward peak and lies below closely the experimental values at lesser θ_1 , meets at $\theta_1 = 5^\circ$ and $\theta_1 = 175^\circ$ correspondingly with those of [24] and meets about $\theta_1 = 62^\circ$, $\theta_1 = 100^\circ$ and $\theta_1 = 173^\circ$ respectively with those of [19].

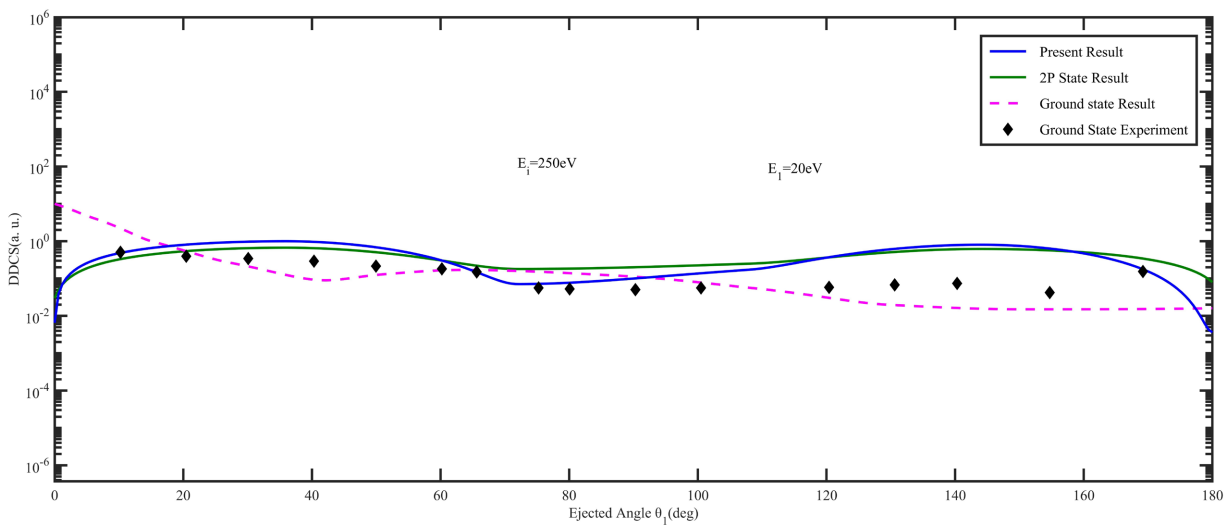
In Figure 2(b), $E_1 = 10$ eV our result concurs several times at nearly $\theta_1 = 5^\circ$, $\theta_1 = 45^\circ$, $\theta_1 = 138^\circ$ and $\theta_1 = 155^\circ$ with those of [19], meets almost $\theta_1 = 20^\circ$, $\theta_1 = 60^\circ$, $\theta_1 = 100^\circ$ and $\theta_1 = 177^\circ$ with those of ground state result [11]. Moreover the curve intersects several times with those of [24] and peak flattens as the energy increases and ultimately disappears which indicates good assessment.



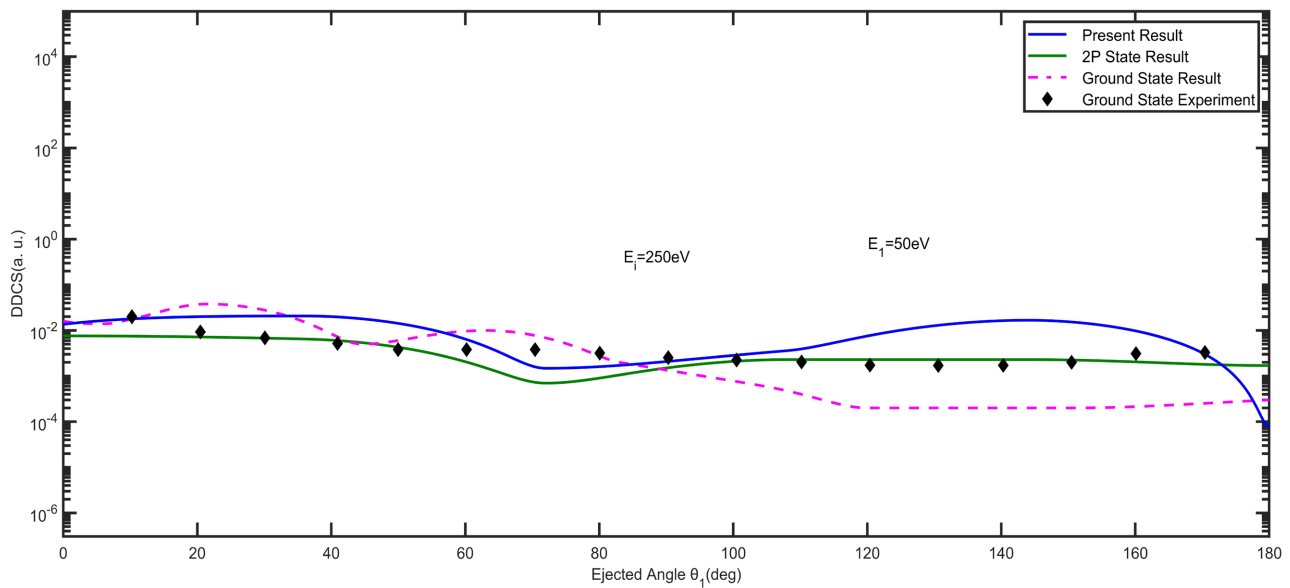
(a)



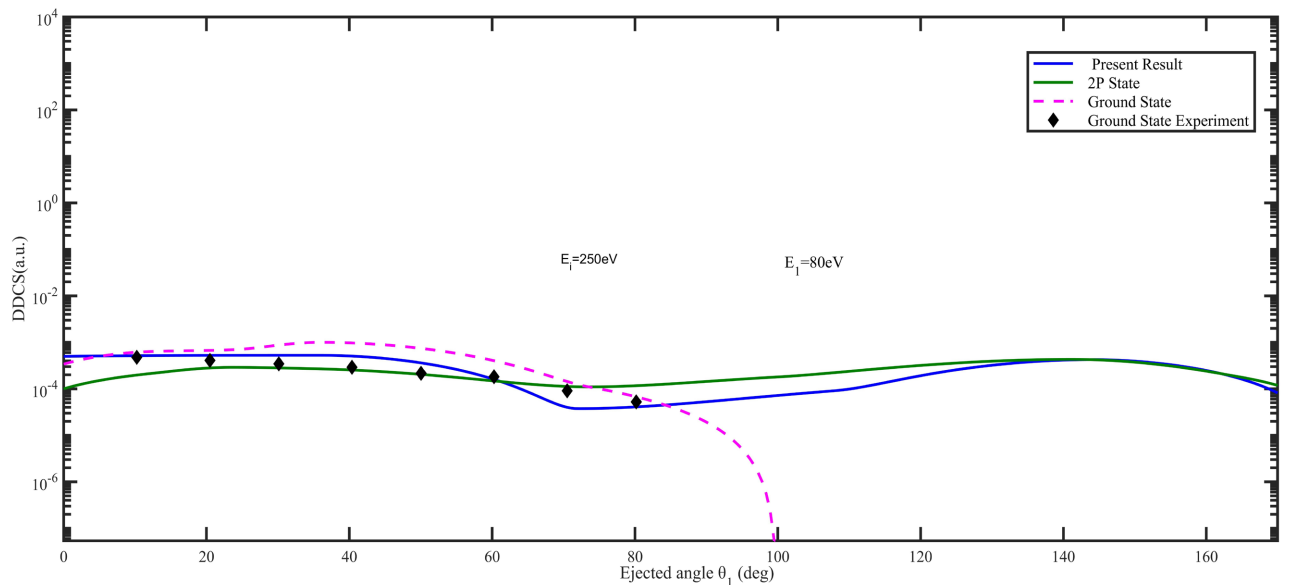
(b)



(c)



(d)

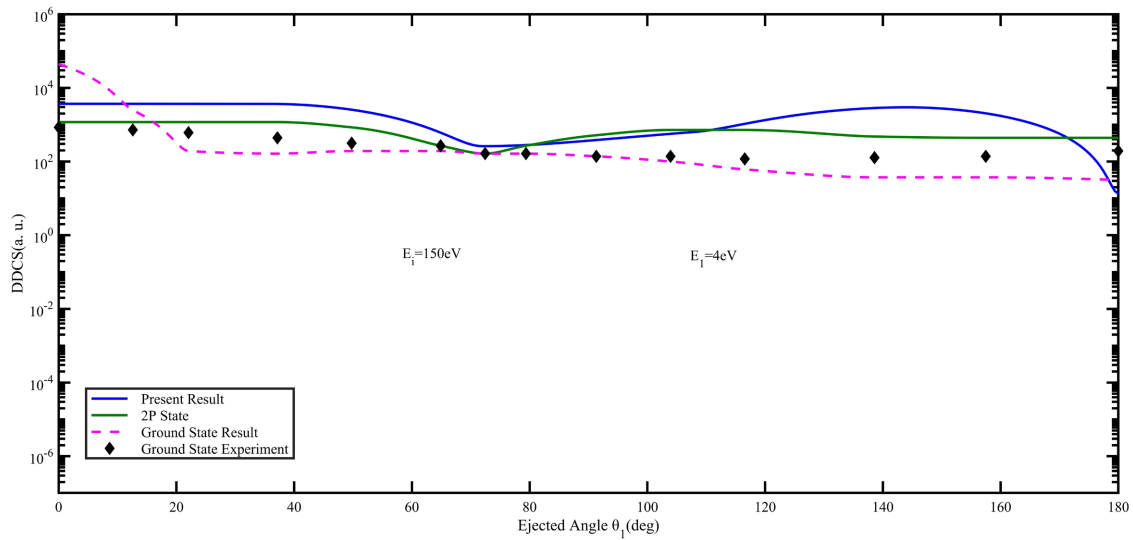


(e)

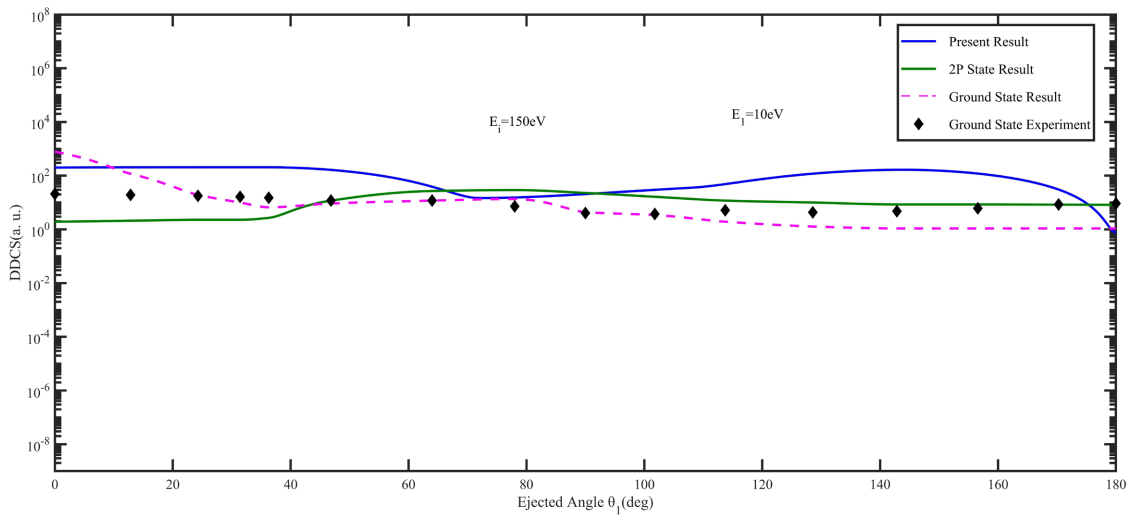
Figure 2. DDCS for the Ionization of atomic hydrogen by 250 eV electron effect as a function of the emitted electron angle θ_1 comparative to the incident electron path. The emitted electron energies are 4 eV, 10 eV, 20 eV, 50 eV, 80 eV respectively. Concept: (\blacklozenge) curves denote hydrogenic ground-state experimental result [24], (---) denote hydrogenic ground-state results [11], (—) curves illustrate the results of metastable 2P state [19] and (—) denote the present outcomes of metastable 2S state.

In **Figure 2(c)**, $E_i = 20$ eV the present outcome displays similar shapes with 2P state [19] as well as at $\theta_1 = 65^\circ$ and $\theta_1 = 175^\circ$ like hydrogenic ground state experimental results [24] which shows good qualitative assessment.

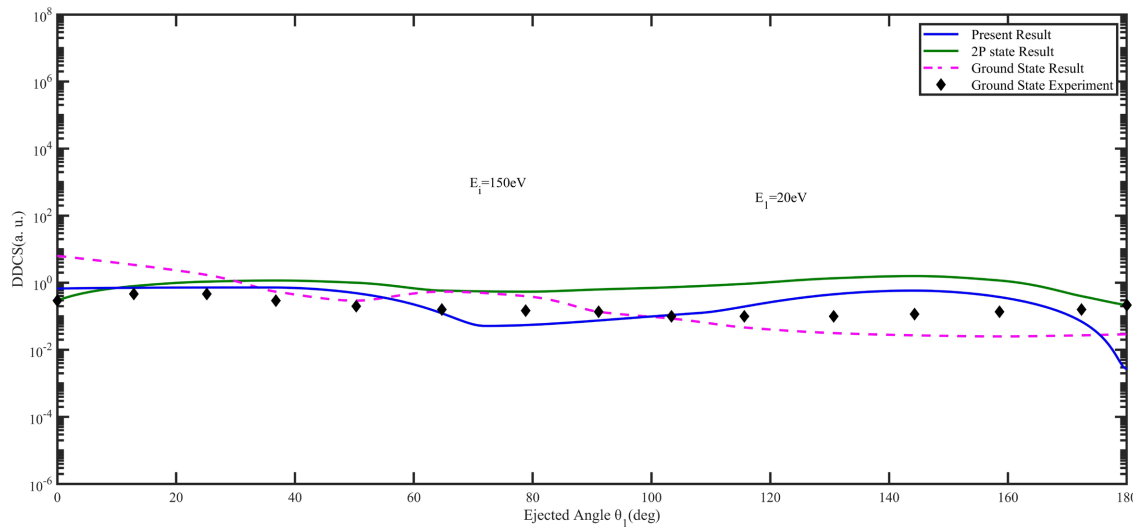
In **Figure 2(d)**, $E_i = 50$ eV the current outcome concurs several times with those of ground state result [11] at $\theta_1 = 18^\circ$, $\theta_1 = 35^\circ$, $\theta_1 = 55^\circ$, $\theta_1 = 80^\circ$ and $\theta_1 = 176^\circ$, crosses four times with the ground state experiment value [24]. Also, it makes a big peak at higher angle which indicates good assessment.



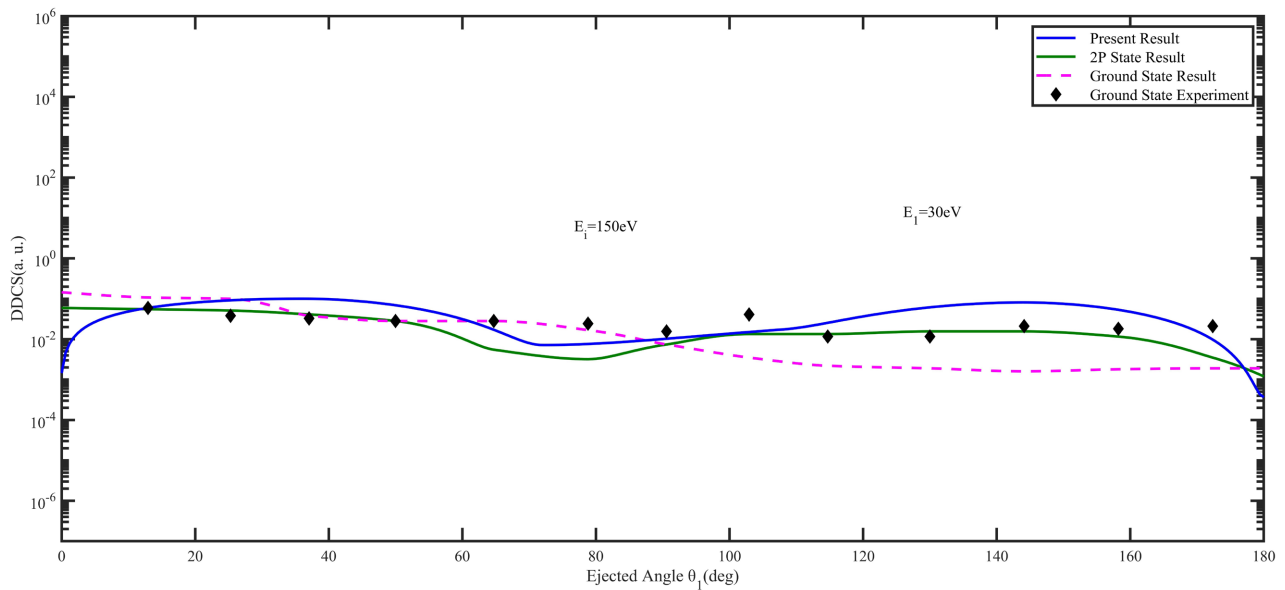
(a)



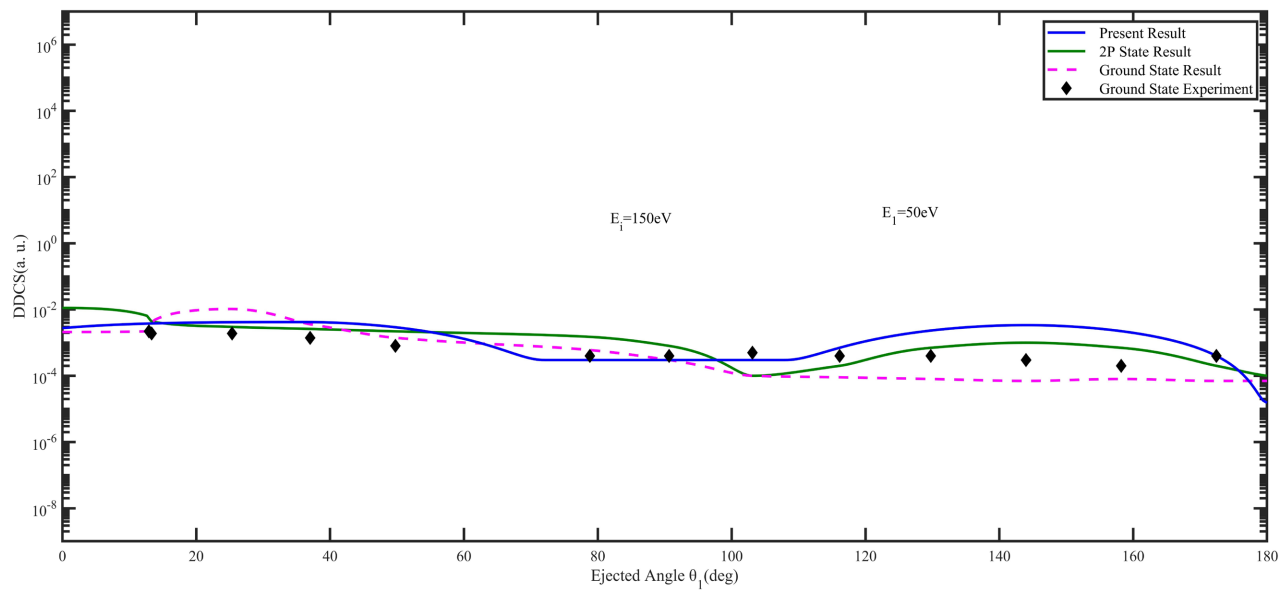
(b)



(c)



(d)



(e)

Figure 3. DDSCS for the ionization of atomic hydrogen by 150 eV electron effect as a function of the emitted electron angle θ_1 relative to the incident electron direction. The emitted electron energies are 4 eV, 10 eV, 20 eV, 30 eV, 50 eV. Concept: (\blacklozenge) curves denote hydrogenic ground-state experimental result [24], (---) denote hydrogenic ground-state results [11], (—) denote the results of metastable 2P state [19] and (—) denote the current results of metastable 2S state.

Lastly, in **Figure 2(e)**, $E_i = 80$ eV it is seen that the experimental result, the theoretical result, 2P state result and the current result show similar nature in shape at ejection angles up to $\theta_1 = 80^\circ$ and at higher angle, the present outcome and 2P state results [19] displays a peak with big magnitude which indicate the good assessment. It displays a good assessment with the theoretical data as well as hydrogenic ground state experimental results.

For incident energy $E_i = 150$ eV, in **Figure 3(a)**, ejection energy $E_1 = 4$ eV, the

present outcome meets at about $\theta_1 = 80^\circ$, $\theta_1 = 110^\circ$ and $\theta_1 = 170^\circ$ with those of 2P state outcomes [19], nearby $\theta_1 = 10^\circ$ and $\theta_1 = 177^\circ$ concurs ground state results [11], furthermore it is nearer around $\theta_1 = 70^\circ$ and intersect at $\theta_1 = 172^\circ$ with the ground state experiment results [24].

In **Figure 3(b)**, $E_1 = 10$ eV, our curve intersects several times with those of 2P state results [19], relatively closer to the ground state results [11] at lesser angles, lies above to the experimental values. Approximately, $\theta_1 = 10^\circ$ meets with the ground state results [11], it creates maximum at $\theta_1 = 150^\circ$ and at higher ejection angle, θ_1 the curve meets with those of ground state results [11].

In **Figure 3(c)**, $E_1 = 20$ eV our present outcome coincides various times at $\theta_1 = 32^\circ$, $\theta_1 = 55^\circ$, $\theta_1 = 100^\circ$ and $\theta_1 = 175^\circ$ with those ground state results [11], accordingly passes at $\theta_1 = 62^\circ$, $\theta_1 = 100^\circ$ and $\theta_1 = 165^\circ$ with ground state experiment results [24]. Our result creates a peak at $\theta_1 = 140^\circ$ and passing nearer to both the experimental and the theoretical results. It displays a good qualitative judgement.

Again considering $E_1 = 30$ eV in **Figure 3(d)**, the theoretical result forms two peak nearby $\theta_1 = 40^\circ$, $\theta_1 = 145^\circ$ and lower deep at about $\theta_1 = 75^\circ$. Comparison of these present outcomes with ground state results [11], 2P state results [19], and ground state experiment results [24] show a suitable qualitative exhibition.

At last, we consider ejection energy as $E_1 = 50$ eV, in **Figure 3(e)**, our curve overlay four times at $\theta_1 = 14^\circ$, $\theta_1 = 55^\circ$, $\theta_1 = 97^\circ$ and $\theta_1 = 177^\circ$ those of [19] and at higher angles between 70° to 110° a lower deep formed where the experimental curve-runs relatively closer to the current outcome which shows a suitable judgement.

Table 1. DDCS results for emitted angles θ_1 corresponding to various scattering angles θ_2 for four different values of emitted electron energies are $E_1 = 4$ eV, $E_1 = 20$ eV, $E_1 = 50$ eV and $E_1 = 80$ eV in ionization of hydrogen atoms for 250 eV electron.

θ_2 (deg)	θ_1 (deg)	$E_1 = 4$ eV	$E_1 = 20$ eV	$E_1 = 50$ eV	$E_1 = 80$ eV
		DDCS	DDCS	DDCS	DDCS
0	0	64.9	0.00652	0.01359	0.000499
1	36	9926.0	0.99705	0.02075	0.000525
2	72	707.4	0.07106	0.00147	0.000037
4	108	1719.1	0.17268	0.00359	0.000091
10	144	8019.1	0.80550	0.01676	0.000424
20	180	36.1	0.00362	0.00007	0.000001
30	216	11292.4	1.13412	0.02361	0.000598
40	252	179.8	0.01806	0.00037	0.000009
60	288	3244.3	0.32588	0.00010	0.006784
90	324	5887.9	0.59143	0.00019	0.012313
100	360	0	0	0	0

It is observed that the present first Born result coincides at $\theta_1 = 60^\circ$ with result once only and similarly concurs two time each at lower and higher ejection angle θ_1 with experimental result of Shyn as well as those of the Roy, Mandal and Sil. We also see that results one may look carefully to the **Table 1** where values of the different ejection angles θ_1 are presented for different values of the scattering angles θ_2 for four values of emitted electron energy E_1 , in the case $E_i = 250$ eV.

4. Conclusions

In this study, DDCS for ionization of metastable 2S-state hydrogen atoms by 150 eV and 250 eV electron effect has been estimated.

To understand these configurations of the DDCS, the current calculation applying the multiple scattering theory [11] provides a significant contribution in the field of metastable 2S-state ionization problems. Due to the absence of any experimental data for the DDCS results of the hydrogenic metastable 2S-state ionization process, it is not possible to compare the present computational results with the experimental findings. Therefore, hydrogenic ground state experimental results for ionization of metastable 2S state hydrogen atoms by electrons will be valuable, present computational work gives a significant contribution in the field of ionization problems for further research.

Acknowledgements

The computational works have been performed in the Simulation Lab of the Department of Mathematics, Chittagong University of Engineering and Technology Chittagong-4349, Bangladesh.

Conflicts of Interest

The authors declare no conflicts of interest regarding the publication of this paper.

References

- [1] Bethe, H.A. (1930) On the Theory of the Passage of Fast Corpuscular Rays through Matter. *Annalen der Physik*, **397**, 325-400. <https://doi.org/10.1002/andp.19303970303>
- [2] Byron Jr., F.W. and Joachain, C.J. (1980) Triple Differential Cross Sections for the Ionisation of Atomic Hydrogen by Fast Electrons: A Second Born Treatment. *Journal of Physics B: Atomic and Molecular Physics*, **13**, L673-L676. <https://doi.org/10.1088/0022-3700/13/22/005>
- [3] Byron Jr., F.W., Joachain, C.J. and Piraux, B. (1985) Eikonal-Born Series Theory of (e, 2e) Reactions in Atomic Hydrogen. *Journal of Physics B: Atomic and Molecular*, **18**, 3203-3218. <https://doi.org/10.1088/0022-3700/18/15/026>
- [4] Byron Jr., F.W. and Joachain, C.J. (1989) Theory of (e, 2e) Reactions. *Physics Reports*, **179**, 211-272. [https://doi.org/10.1016/0370-1573\(89\)90158-0](https://doi.org/10.1016/0370-1573(89)90158-0)
- [5] Das, J.N. (1990) Momentum-Space Analysis of Scattering States with Possible Application to Atomic Ionization. *Physical Review A*, **42**, 1376-1378. <https://doi.org/10.1103/PhysRevA.42.1376>

- [6] Das, J.N. and Seal, S. (1993) Symmetric Scattering in e^+ -H Ionization Collisions. *Pramana Journal of Physics*, **40**, 253-258. <https://doi.org/10.1007/BF02900191>
- [7] Das, J.N. and Seal, S. (1993) Electron-Hydrogen-Atom Ionization Collisions at Intermediate (510-2010) and High (≥ 2010) Energies. *Physical Review A*, **47**, 2978-2986. <https://doi.org/10.1103/PhysRevA.47.2978>
- [8] Das, J.N. and Dhar, S. (1999) Energy Spectrum of Ejected Electrons in Ionization of Hydrogen Atoms by Electrons. *Pramana Journal of Physics*, **53**, 869-875. <https://doi.org/10.1007/s12043-999-0121-9>
- [9] Jones, S. and Madison, D.H. (2000) Ionization of Hydrogen Atoms by Fast Electrons. *Physical Review A*, **62**, Article ID: 042701. <https://doi.org/10.1103/PhysRevA.62.042701>
- [10] Jones, S. and Madison, D.H. (2002) Scaling Behavior of the Fully Differential Cross Section for Ionization of Hydrogen Atoms by the Impact of Fast Elementary Charged Particles. *Physical Review A*, **65**, Article ID: 052727. <https://doi.org/10.1103/PhysRevA.65.052727>
- [11] Das, J.N. and Seal, S. (1994) Multiple Scattering Calculation of Double and Single Differential Cross Sections for Ionization of Hydrogen Atoms by Electrons at Intermediate Energies. *Zeitschrift für Physik D*, **31**, 167-170. <https://doi.org/10.1007/BF01437831>
- [12] Dhar, S. (1996) Electron Impact Ionisation of Metastable 2s-State Hydrogen Atoms. *Australian Journal of Physics*, **49**, 937-944. <https://doi.org/10.1071/PH960937>
- [13] Das, J.N. and Dhar, S. (1996) Symmetric Scattering in Electron and Positron Impact Ionization of Metastable 2s-State Hydrogen Atoms. *Pramana Journal of Physics*, **47**, 263-269. <https://doi.org/10.1007/BF02848527>
- [14] Dhar, S. and Nahar, N. (2015) Electron Impact Ionization of Metastable 2P-State Hydrogen Atoms in the Coplanar Geometry. *Results in Physics*, **5**, 3-8. <https://doi.org/10.1016/j.rinp.2014.11.001>
- [15] Vuić, S., Potvliege, R.M. and Joachain, C.J. (1987) Second Born Triple-Differential Cross Sections for the Coplanar Asymmetric Ionization of H(2s) by Fast Electrons. *Physical Review A*, **35**, 1446-1449. <https://doi.org/10.1103/PhysRevA.35.1446>
- [16] Das, J.N. and Dhar, S. (1998) Energy Spectrum of Scattered Electrons in K-Shell Ionization of Medium to Heavy Atoms by Relativistic Electrons. *Journal of Physics B*, **31**, 2355-2358. <https://doi.org/10.1088/0953-4075/31/10/021>
- [17] Ghosh Deb, S., Roy, S. and Sinha, C. (2009) Multiphoton (e , $2e$) Process of Hydrogen Atom in Strong Laser Field. *The European Physical Journal D*, **55**, 591-600. <https://doi.org/10.1140/epjd/e2009-00254-x>
- [18] Ghosh Deb, S., Biswas, A. and Sinha, C. (2011) Multiphoton Ionization of a Metastable Hydrogen Atom by Electron and Positron Impact and Charge Asymmetry. *Journal of Physics B: Atomic, Molecular and Optical Physics*, **44**, Article ID: 215201. <https://doi.org/10.1088/0953-4075/44/21/215201>
- [19] Hoque, A., Dhar, S. and Banerjee, S. (2018) Double Differential Cross Section for Ionization of Metastable 2P State Hydrogen Atoms by Electrons at Intermediate Energies. *International Journal of Integrated Sciences & Technology*, **3**, 93-101. <https://www.cuet.ac.bd/IJIST/files/2018/Mathematics/Double%20Differential%20Cross-Sections.pdf>
- [20] Ray, H. and Roy, A.C. (1988) Triply Differential Cross Sections for the Coplanar Asymmetric Ionisation of H(2s) by Fast Electrons. *Journal of Physics B: Atomic, Molecular and Optical Physics*, **21**, 3243-3251. <https://doi.org/10.1088/0953-4075/21/19/014>

- [21] Hafid, H., Joulakian, B. and Dal Cppello, C. (1993) Theoretical Study of the Differential Cross Section of the Ionization of Hydrogen (2s) by Electron Impact. *Journal of Physics B: Atomic, Molecular and Optical Physics*, **26**, 3415-3421. <https://doi.org/10.1088/0953-4075/26/19/028>
- [22] Ehrhard, H., Knoth, G., Schlemmer, P. and Jung, K. (1985) Absolute H(e, 2e)p Cross Section Measurements: Comparison with First and Second Order Theory. *Physics Letters A*, **110**, 92-94. [https://doi.org/10.1016/0375-9601\(85\)90326-3](https://doi.org/10.1016/0375-9601(85)90326-3)
- [23] Roy, K., Mandal, P. and Sil, N.C. (1993) Double Differential Ionization Cross Sections of Atomic Hydrogen by e⁺ Impact. *Physics Letters A*, **182**, 423-425. [https://doi.org/10.1016/0375-9601\(93\)90419-Z](https://doi.org/10.1016/0375-9601(93)90419-Z)
- [24] Shyn, T.W. (1992) Doubly Differential Cross Sections of Secondary Electrons Ejected from Atomic Hydrogen by Electron Impact. *Physical Review A*, **45**, 2951-2956. <https://doi.org/10.1103/PhysRevA.45.2951>
- [25] Shyn, T.W. and Sharp, W.E. (1979) Doubly Differential Cross Sections of Secondary Electrons Ejected from Gases by Electron Impact: 50-300 eV on Helium. *Physical Review A*, **19**, 557-567. <https://doi.org/10.1103/PhysRevA.19.557>
- [26] Shyn, T.W. (1983) Doubly Differential Cross Sections of Secondary Electrons Ejected from Gases by Electron Impact: 50-400 eV on N₂. *Physical Review A*, **27**, 2388-2395. <https://doi.org/10.1103/PhysRevA.27.2388>
- [27] Shyn, T.W., Sharp, W.E. and Kim, Y.K. (1981) Doubly Differential Cross Sections of Secondary Electrons Ejected from Gases by Electron Impact: 25-250 eV on H₂. *Physical Review A*, **24**, 79-88. <https://doi.org/10.1103/PhysRevA.24.79>
- [28] Shyn, T.W. and Sharp, W.E. (1979) Doubly Differential Cross Section of Secondary Electrons Ejected from Gases by Electron Impact: 50-400 eV on CO₂. *Physical Review A*, **20**, 2332-2339. <https://doi.org/10.1103/PhysRevA.20.2332>
- [29] Weigold, E., Noble, C.J., Hood, S.T. and Fuss, I. (1979) Electron Impact Ionisation of Atomic Hydrogen: Experimental and Theoretical (e, 2e) Differential Cross Sections. *Journal of Physics B: Atomic and Molecular Physics*, **12**, 291-313. <https://doi.org/10.1088/0022-3700/12/2/019>
- [30] Lohmann, B., McCarthy, I.E., Stelbovics, A.T. and Weigold, E. (1984) Electron-Impact Ionization of Atomic Hydrogen: Comparison of Asymmetric (e, 2e) Measurements with Theories. *Physical Review A*, **30**, 758-767. <https://doi.org/10.1103/PhysRevA.30.758>
- [31] Ehrhardt, H., Jung, K., Knoth, G. and Schlemmer, P. (1986) Differential Cross Sections of Direct Single Electron Impact Ionization. *Zeitschrift für Physik D*, **1**, 3-32. <https://doi.org/10.1007/BF01384654>
- [32] Shyn, T.W. and Sharp, W.E. (1991) Doubly Differential Cross Sections of Secondary Electrons Ejected from Molecular Oxygen by Electron Impact. *Physical Review A*, **43**, 2300-2305. <https://doi.org/10.1103/PhysRevA.43.2300>
- [33] AmiriBidvari, S. and Fathi, R. (2020) Triple and Double Differential Cross Sections for Ionization of Atomic Hydrogen by Positive-Bare Ions Impact. *The European Physical Journal D*, **74**, Article No. 55. <https://doi.org/10.1140/epjd/e2020-100468-0>
- [34] Oda, N., Nishimura, F. and Tahira, S. (1972) Energy and Angular Distributions of Secondary Electrons Resulting from Ionizing Collisions of Electrons with Helium and Krypton. *Journal of the Physical Society of Japan*, **33**, 462-467. <https://doi.org/10.1143/JPSJ.33.462>
- [35] Goruganthu, R.R. and Bonham, R.A. (1986) Secondary-Electron-Production Cross Sections for Electron-Impact Ionization of Helium. *Physical Review A*, **34**, 103-126. <https://doi.org/10.1103/PhysRevA.34.103>

-
- [36] Opal, C.B., Peterson, W.K. and Beaty, E.C. (1971) Measurements of Secondary-Electron Spectra Produced by Electron Impact Ionization of a Number of Simple Gases. *Journal of Chemical Physics*, **55**, 4100-4106.
<https://doi.org/10.1063/1.1676707>
- [37] Curran, P. and Walters, H.R.J. (1987) Triple Differential Cross Sections for Electron Impact Ionisation of Atomic Hydrogen—A Coupled Pseudostate Calculation. *Journal of Physics B*, **20**, 337-365. <https://doi.org/10.1088/0022-3700/20/2/017>
- [38] Curran, P. and Walters, H.R.J. (1987) Electron Impact Ionisation of Atomic Hydrogen in Asymmetric Geometary-Non-Coplanar Triple, Double and Single Differential Cross Sections. *Journal of Physics B*, **20**, 1105-1120.
<https://doi.org/10.1088/0022-3700/20/5/026>
- [39] McCarroll, R. (1957) The Excitation of the Discrete Levels of Atomic Hydrogen by Fast Electrons. *Proceedings of the Physical Society Section A*, **70**, 460-465.
<https://doi.org/10.1088/0370-1298/70/6/307>
- [40] Lewis, R.R. (1956) Potential Scattering of High-Energy Electrons in Second Born Approximation. *Physical Review*, **102**, 537-543.
<https://doi.org/10.1103/PhysRev.102.537>



Call_for_Papers

Open Journal of Microphysics

ISSN 2162-2450 (Print) ISSN 2162-2469 (Online)

<https://www.scirp.org/journal/ojm>

Editor-in-Chief

Prof. Stefano Moretti

University of Southampton, UK

Open Journal of Microphysics (OJM) is an international journal dedicated to the latest advancement of microphysics. The goal of this journal is to provide a platform for scientists and academicians all over the world to promote, share, and discuss various new issues and developments in different areas of microphysics.

All manuscripts must be prepared in English, and are subject to a rigorous and fair peer-review process. Accepted papers will immediately appear online followed by printed hard copy. The journal publishes original papers including but not limited to the following fields:

- Atomic Physics
- Electronic Physics
- Materials Physics
- Molecular Physics
- Nuclear Physics
- Particle Accelerator Physics
- Particle Cosmology
- Particle Physics
- Quantum Mechanics

We are also interested in short papers (letters) that clearly address a specific problem, and short survey or position papers that sketch the results or problems on a specific topic. Authors of selected short papers would be invited to write a regular paper on the same topic for future issues of the **OJM**.

We are also interested in: 1) Short Reports—2-5 page papers where an author can either present an idea with theoretical background but has not yet completed the research needed for a complete paper or preliminary data; 2) Book Reviews—Comments and critiques.

Website and E-Mail

<https://www.scirp.org/journal/ojm>

E-mail: ojm@scirp.org

What is SCIRP?

Scientific Research Publishing (SCIRP) is one of the largest Open Access journal publishers. It is currently publishing more than 200 open access, online, peer-reviewed journals covering a wide range of academic disciplines. SCIRP serves the worldwide academic communities and contributes to the progress and application of science with its publication.

What is Open Access?

All original research papers published by SCIRP are made freely and permanently accessible online immediately upon publication. To be able to provide open access journals, SCIRP defrays operation costs from authors and subscription charges only for its printed version. Open access publishing allows an immediate, worldwide, barrier-free, open access to the full text of research papers, which is in the best interests of the scientific community.

- High visibility for maximum global exposure with open access publishing model
- Rigorous peer review of research papers
- Prompt faster publication with less cost
- Guaranteed targeted, multidisciplinary audience



**Scientific
Research
Publishing**

Website: <https://www.scirp.org>

Subscription: sub@scirp.org

Advertisement: service@scirp.org