

Measurement of Thermophysical Property of Energy Storage System (CaCl₂·NH₃ System)

Yuki Sakamoto^{1*}, Hideki Yamamoto²

¹Faculty of Informatics, Naragakuen University, Nara, Japan

²Faculty of Environmental and Urban Engineering, Kansai University, Suita, Japan

Email: *yukisaka@nara-su.ac.jp

Received 3 July 2014; revised 4 August 2014; accepted 12 August 2014

Copyright © 2014 by authors and Scientific Research Publishing Inc.

This work is licensed under the Creative Commons Attribution International License (CC BY).

<http://creativecommons.org/licenses/by/4.0/>



Open Access

Abstract

In order to measure the thermophysical properties of ammoniated salt (CaCl₂·mNH₃; m = 4, 8) as an energy storage system utilizing natural resources, the measurement unit was developed, and the thermophysical properties (effective thermal conductivity and thermal diffusivity) of CaCl₂·mNH₃ and CaCl₂·mNH₃ with heat transfer media (Ti: titanium) were measured by the any heating method. The effective thermal conductivities of CaCl₂·4NH₃ + Ti and CaCl₂·8NH₃ + Ti were 0.14 - 0.17 and 0.18 - 0.20 W/(m·K) in the measuring temperature range of 290 - 350 K, respectively, and these values were approximately 1.5 - 2.2 times larger than those of CaCl₂·4NH₃ and CaCl₂·8NH₃. The effective thermal diffusivities were 0.22 - 0.24 × 10⁻⁶ and 0.18 - 0.19 × 10⁻⁶ m²/sin the measuring temperature range of 290 - 350 K, respectively, and these values were approximately 1.3 - 1.5 times larger than those of CaCl₂·4NH₃ and CaCl₂·8NH₃. The obtained results show that the thermophysical properties have a dependence on the bulk densities and specific heats of CaCl₂·mNH₃ and CaCl₂·mNH₃ + Ti. It reveals that the thermophysical properties in this measurement would be the valuable design factors to develop energy and H₂ storage systems utilizing natural resources such as solar energy.

Keywords

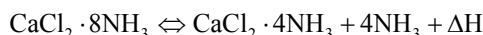
Energy Storage System, Thermophysical Property, Calcium Chloride (CaCl₂), Ammonia (NH₃), Ammoniated Salt, Ammoniation, Heat Transfer Media

1. Introduction

These days, the possibility of significant global warming resulting from emissions of greenhouse gases by fossil fuel combustion has become an important concern within the international community. In order to save energy

*Corresponding author.

and utilize the renewable energy as natural resources, The thermal energy storage systems utilizing the low temperature heat sources such as solar energy (approx. 353 - 373 K) have been proposed and developed, the processes using the chemical reaction of an anhydrous salt with NH_3 have been proposed and discussed for their practicability [1]-[7]. For example, some prototypes of thermal energy storage unit using $\text{CaCl}_2 \cdot m\text{NH}_3$ system (see the following chemical reaction: ammoniation and deammoniation) have been designed and these performances [3]-[7] were measured, and because this chemical reaction is well known as higher energy density system as compared with those reactions for other energy storage systems [1] and NH_3 is presently attracting an attention as a promising working fluid and NH_3 has no relation to greenhouse effect on the earth. Furthermore, recent works of hydrogen (H_2) storage systems as one of energy storage systems and/or fuel (H_2) carriers of fuel cells (FCs) focused on ammoniated salts [8]-[10]. However, the thermophysical properties (e.g. thermal conductivity, thermal diffusivity) of ammoniated salts on the design of those storage systems have been few experimental studies.



In order to develop the energy storage system and H_2 storage system utilizing the above chemical reaction, the measurement unit was developed, and the thermophysical properties (effective thermal conductivity and effective thermal diffusivity) of $\text{CaCl}_2 \cdot m\text{NH}_3$ ($m = 4, 8$) and $\text{CaCl}_2 \cdot m\text{NH}_3$ with heat transfer media (Ti: titanium) as the important design factors were measured in this study.

Regarding the measurement principle and method, the “any heating method” developed by Iida *et al.* [11]-[13] was applied to measure the thermophysical properties in this study, and this method could measure effective thermal conductivity and effective thermal diffusivity at the same time during the measuring time.

2. Measurement Principle

2.1. Fundamental Relation of Heat Conduction for One-Dimensional Cylindrical Coordinate

In this study, the thermophysical properties of $\text{CaCl}_2 \cdot m\text{NH}_3$ system were measured by the any heating method developed by Iida *et al.* [11]-[13]. Theme measurement principle is shown below. It is assumed that the heat flow is the direction of radius r mm only for the heat conduction on one-dimensional cylindrical coordinate and the initial temperature distribution $T(r, 0) = \text{constant}$ (*i.e.* initial temperature distribution is uniform). The temperature difference on the cylindrical coordinate $\theta(r, t)$ K is defined as

$$\theta(r, t) = T(r, t) - T(r, 0) \quad (1)$$

where t s and T K are time and temperature, respectively.

The fundamental heat conduction equation can be expressed as

$$\frac{\partial \theta(r, t)}{\partial t} = \alpha \left\{ \frac{\partial^2 \theta(r, t)}{\partial r^2} + \frac{1}{r} \frac{\partial \theta(r, t)}{\partial r} \right\} \quad (2)$$

where α m^2/s is thermal diffusivity.

Taking Laplace transform of Equation (2) and substituting $\theta(r, 0) = 0$ into Equation (2), and then Equation (2) is rewritten to the ordinary differential equation, and the general solution is given by

$$\bar{\theta} = CI_0(\sqrt{s/\alpha} \cdot r) + DK_0(\sqrt{s/\alpha} \cdot r) \quad (3)$$

where $\bar{\theta}$ and s are Laplace integration of $\{\theta(r, t)\}_{r=r} = \theta(t)$ and Laplace parameter, I_0 and K_0 are zero order modified Bessel functions of the first and the second kinds and C and D are constants of integration, respectively.

On the other hand, the heat flux $q(r, t)$ W/m^2 is given by Fourier's equation.

$$q(r, t) = -\lambda \frac{\partial T(r, t)}{\partial r} = -\lambda \frac{\partial \theta(r, t)}{\partial r} \quad (4)$$

where λ $\text{W}/(\text{m} \cdot \text{K})$ is thermal conductivity.

Taking Laplace transform of Equation (4) and substituting Equation (4) into Equation (4), then Equation (5) is

given as

$$\bar{q} = -\lambda \sqrt{\frac{s}{\alpha}} \left\{ C I_1(\sqrt{s/\alpha} \cdot r) + D K_1(\sqrt{s/\alpha} \cdot r) \right\} \quad (5)$$

2.2. Measurement System

Figure 1 shows the principle of measurement system by the any heating method. This measurement system consists of the hollow cylindrical sample [I] and the cylindrical sample [II]. The symbol \times is a measurement point of temperature and the measurement point 2 is expressed as the boundary surface. It is assumed that the direction of radius r (mm) only and the contact resistance is negligible. The temperature response $\theta(r_i, t)$ at each measurement point i ($i = 0, 1, 2, 3, 4$) is rewritten as $\theta_i(t)$, Laplace integration of each point can be expressed as

$$\bar{\theta}_i = \int_0^{\infty} e^{-st} \theta_i(t) dt \quad (6)$$

In this study, the hollow cylindrical sample [I] is the reference specimen and the cylindrical sample [II] is the measured specimen, and measurement point 4 is unnecessary in this case. In the measured specimen [II], $q(0, t) = 0$. Hence $(\bar{q})_{r=0} = 0$. Thus $D_{II} = 0$ in Equation (5), Equation (3) can be rewritten as

$$\bar{\theta} = C_{II} I_0(\sqrt{s/\alpha_{II}} \cdot r_1) \quad (7)$$

where α_{II} is thermal diffusivity of the measured specimen [II].

By measuring $\theta_1(t)$ and $\theta_2(t)$ and $\bar{\theta}_1$ and $\bar{\theta}_2$ can be obtained by Equation (6), and substituting $\bar{\theta}_1$ and $\bar{\theta}_2$ into Equation (7) and C_{II} is defined as Equation (8), and then Equation (9) can be obtained.

$$C_{II} = \bar{\theta}_1 / I_0(\sqrt{s/\alpha_{II}} \cdot r_1) \quad (8)$$

$$\bar{\theta}_1 I_0(\sqrt{s/\alpha_{II}} \cdot r_2) - \bar{\theta}_2 I_0(\sqrt{s/\alpha_{II}} \cdot r_1) = 0 \quad (9)$$

Therefore, α_{II} which is unknown can be obtained.

The Laplace integration of heat flux at $r = r_2$ in the measured specimen [II] by $D_{II} = 0$ and Equation (8) is given by

$$(\bar{q}_2)_{II} = -\lambda_{II} \sqrt{\frac{s}{\alpha_{II}}} \bar{\theta}_1 \frac{I_1(\sqrt{s/\alpha_{II}} \cdot r_2)}{I_0(\sqrt{s/\alpha_{II}} \cdot r_1)} \quad (10)$$

where λ_{II} is thermal conductivity of the measured specimen [II].

On the other hand, in the reference specimen [I], by measuring $\theta_2(t)$ and $\theta_3(t)$ and $\bar{\theta}_2$ and $\bar{\theta}_3$ are obtained by Equation (6), and substituting $\bar{\theta}_2$ and $\bar{\theta}_3$ into Equation (3), then C_1 and D_1 can be obtained by

$$C_1 = \frac{\bar{\theta}_2 K_0(\sqrt{s/\alpha_1} \cdot r_3) - \bar{\theta}_3 K_0(\sqrt{s/\alpha_1} \cdot r_2)}{I_0(\sqrt{s/\alpha_1} \cdot r_2) K_0(\sqrt{s/\alpha_1} \cdot r_3) - I_0(\sqrt{s/\alpha_1} \cdot r_3) K_0(\sqrt{s/\alpha_1} \cdot r_2)} \quad (11)$$

$$D_1 = \frac{\bar{\theta}_2 I_0(\sqrt{s/\alpha_1} \cdot r_3) - \bar{\theta}_3 I_0(\sqrt{s/\alpha_1} \cdot r_2)}{I_0(\sqrt{s/\alpha_1} \cdot r_3) K_0(\sqrt{s/\alpha_1} \cdot r_2) - I_0(\sqrt{s/\alpha_1} \cdot r_2) K_0(\sqrt{s/\alpha_1} \cdot r_3)} \quad (12)$$

where α_1 is the thermal diffusivity of the reference specimen [I], and the thermophysical properties (thermal diffusivity and thermal conductivity) of the reference specimen are well known [14].

Therefore, the Laplace integration of heat flux at $r = r_2$ in the reference specimen [I] can be obtained by C_1 , D_1 and Equation (5),

$$(\bar{q}_2)_I = -\lambda_1 \sqrt{s/\alpha_1} \left\{ C_1 I_1(\sqrt{s/\alpha_1} \cdot r_2) - D_1 K_1(\sqrt{s/\alpha_1} \cdot r_2) \right\} \quad (13)$$

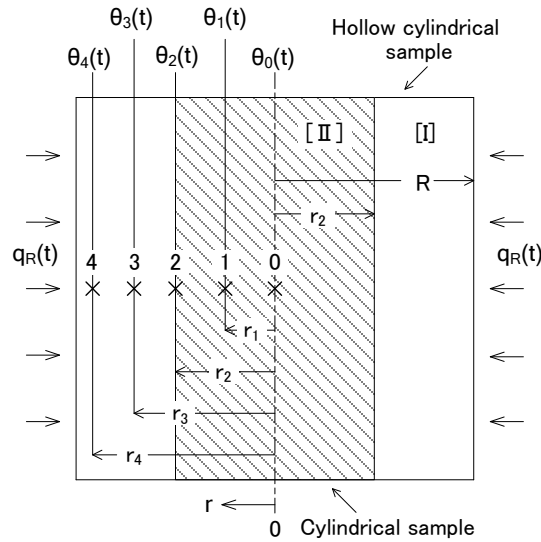


Figure 1. Principle of measurement.

Since it is clear that $(\bar{q}_2)_{II} = (\bar{q}_2)_I$, Equation (14) is derived, and then λ_{II} can be obtained.

$$\frac{\lambda_{II}}{\lambda_I} = \sqrt{\frac{\alpha_{II}}{\alpha_I}} \frac{I_0(\sqrt{s/\alpha_{II}} \cdot r_1)}{I_1(\sqrt{s/\alpha_{II}} \cdot r_2)} \frac{1}{\bar{\theta}_0} \left\{ C_1 I_1(\sqrt{s/\alpha_I} \cdot r_2) - D_1 K_1(\sqrt{s/\alpha_I} \cdot r_2) \right\} \quad (14)$$

where λ_I is the thermal conductivity of the reference specimen [I].

Figure 2 shows the measurement system in this study. In this measurement system, the measured specimen [II] is heated from the outside of the reference specimen [I], the temperature responses of central point ($i = 0$) in the measured specimen and 2 points ($i = 2, R$) on the reference specimen are measured at the same time in Figure 1. Regarding thermal diffusivity of the measured specimen α_{II} , in Equation (9), r_1 is rewritten as r_0 and substituting $I_0(0) = 1$ into Equation (5), then Equation (15) given as

$$\bar{\theta}_0 I_0(\sqrt{s/\alpha_{II}} \cdot r_2) - \bar{\theta}_2 = 0 \quad (15)$$

Hence, in this case, $\bar{\theta}_2/\bar{\theta}_0$ by Equation (15) is given, thermal diffusivity of the measured specimen α_{II} can be obtained by Figure 3 (the relation between $\bar{\theta}_2/\bar{\theta}_0$ and $\sqrt{s/\alpha} \cdot r_2$).

Regarding thermal conductivity of the measured specimen λ_{II} , in Equation (14), Equation (11) and Equation (12), r_1, θ_1, r_3 and θ_3 are rewritten as $0, \bar{\theta}_0, R$ and $\bar{\theta}_R$, then λ_{II}, C_1 and D_1 can be obtained by

$$\frac{\lambda_{II}}{\lambda_I} = \sqrt{\frac{\alpha_{II}}{\alpha_I}} \frac{1}{I_1(\sqrt{s/\alpha_{II}} \cdot r_2)} \frac{1}{\bar{\theta}_0} \left\{ C_1 I_1(\sqrt{s/\alpha_I} \cdot r_2) - D_1 K_1(\sqrt{s/\alpha_I} \cdot r_2) \right\} \quad (16)$$

$$C_1 = \frac{\bar{\theta}_2 K_0(\sqrt{s/\alpha_I} \cdot R) - \bar{\theta}_R K_0(\sqrt{s/\alpha_I} \cdot r_2)}{I_0(\sqrt{s/\alpha_I} \cdot r_2) K_0(\sqrt{s/\alpha_I} \cdot R) - I_0(\sqrt{s/\alpha_I} \cdot R) K_0(\sqrt{s/\alpha_I} \cdot r_2)} \quad (17)$$

$$D_1 = \frac{\bar{\theta}_2 I_0(\sqrt{s/\alpha_I} \cdot R) - \bar{\theta}_R I_0(\sqrt{s/\alpha_I} \cdot r_2)}{I_0(\sqrt{s/\alpha_I} \cdot R) K_0(\sqrt{s/\alpha_I} \cdot r_2) - I_0(\sqrt{s/\alpha_I} \cdot r_2) K_0(\sqrt{s/\alpha_I} \cdot R)} \quad (18)$$

3. Experimental Section

3.1. Materials

CaCl₂ used in this experiment is produced by Wako Pure Chemicals Industries, Ltd. It is guaranteed reagent

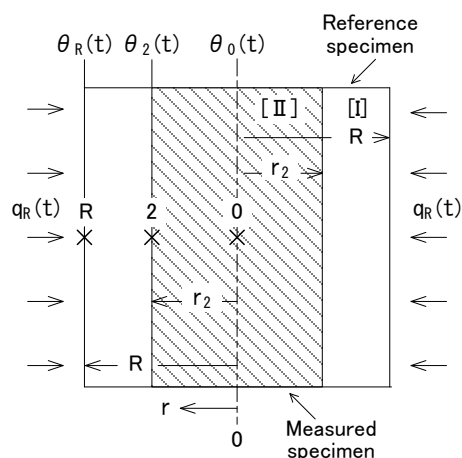


Figure 2. Measurement system.

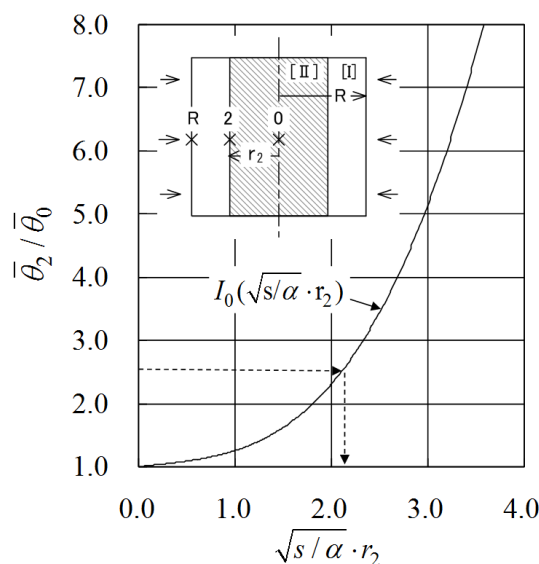


Figure 3. Relation between $\bar{\theta}_2/\bar{\theta}_0$ and $\sqrt{s/\alpha} \cdot r_2$.

grade, and it is specified as the pure grade having minimum purity of 95.0% and used without further purification. The powdered crystal of CaCl_2 is dried at 773 K and is stored over silica gel in a desiccator. NH_3 gas of 99.99% purity is provided from Sumitomo Seika Co. Ltd. Titanium sponge (Ti) of 10 - 28 JIS mesh 90% up is provided from Wako Pure Chemical Industries, Ltd., and it is used as the heat transfer media and has minimum purity of 99.0%.

3.2. Experimental Apparatus

Figure 4 schematically shows the experimental apparatus of the measurement system in this experiment. This system consists of stainless steel measurement cell as reactor, NH_3 glass vessel, pressure regulator valve, pressure gauges, thermocouples and constant temperature water baths. This measurement cell is covered with the water jacket, and the temperature of this cell can be controlled. The NH_3 vessel is pressure resistant glass vessel, whose volume is $0.3 \times 10^{-3} \text{ m}^3$ (up to 2.0 MPa), and the volume of liquid NH_3 is measured by the microscope with an accuracy of $\pm 0.05\%$ of full volume ($0.5 \times 10^{-3} \text{ m}^3$).

In order to insulate this measurement cell from the surroundings, the apparatus is wrapped by the foamed polystyrol. The each temperature of this apparatus is measured by using C-A (Chromel-Alumel) thermocouples

corrected by the digital thermometer, and the temperature data as the digital signal (change of mV) is transferred to the microcomputer and stored. The amount of liquid NH_3 transferred to the measurement cell from NH_3 vessel can be measured by the microscope. The temperatures of this cell and NH_3 vessel are controlled by using the constant temperature water bath throughout the reaction, and the accuracy of temperature control is minimum accuracy within ± 0.1 K. The each pressure in these vessels is measured by Bourdon gauge, whose accuracy is $\pm 0.1\%$ of full scale (up to 2.0 MPa). The pressure control in this cell is carried out using the pressure regulator valve.

Figure 5 shows the measurement cell in detail. This measurement cell consists of stainless steel pipe (Length: 230 mm, OD: 76.3 mm, ID: 68.3 mm) as the reactor, reinforced pressure proof glass tube (Pyrex 7740: OD: 40.0 mm, ID: 32.0 mm [14]) as the reference specimen and stainless steel pipe (OD: 0.51 mm, ID: 0.26 mm) for thermocouple. The temperature response is measured by the stainless steel sheathed C-A thermocouple (OD: 0.25 mm), which is inserted into the stainless steel pipe for thermocouple.

The temperature of this measurement cell is increased and controlled by Ni-Cr wire heater and thermistor type temperature controller, and the accuracy of temperature control is minimum accuracy within ± 0.1 K. In order to escape non-uniform temperature field and to decrease the thermal resistance, Al_2O_3 powder is packed between the stainless steel pipe and the reference specimen.

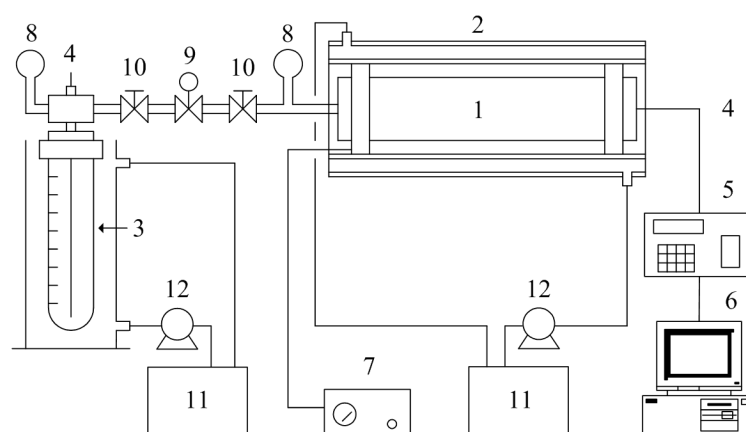


Figure 4. Experimental apparatus of measurement unit.

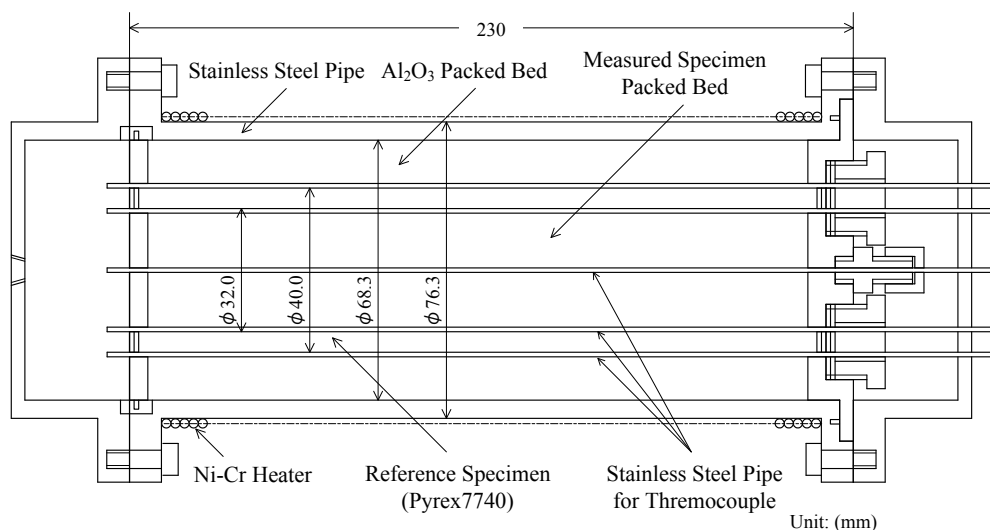


Figure 5. Measurement cell.

3.3. Experimental Procedure

CaCl_2 of 1.31 mole (approx. 145 g) is crushed below size of 200 JIS mesh and was dried at 773 K for 3 hours by an oven. A dried CaCl_2 as measured specimen is placed in this measurement cell. It is sealed, and the thermophysical properties (effective thermal conductivity and effective thermal diffusivity) are measured at atmospheric pressure (0.1 MPa) by the same measurement method for ammoniated salts (see 3.3.2).

Similarly, CaCl_2 of 0.218 mole (approx. 24.2 g) is crushed below size of 200 JIS mesh and was dried at 773 K for 3 hours by an oven. A dried CaCl_2 as measured specimen (or a specimen mixed with weighed Ti: weight ratio; $\text{Ti}/\text{CaCl}_2 = n$, where $n = 3$) is placed in this cell. It is sealed, worked by the vacuum pump in order to remove an air and any water from this system. NH_3 vessel is also evacuated for 2 hours and NH_3 gas is introduced from the NH_3 gas bomb into NH_3 vessel, which is kept at a constant temperature (273 K) by the cooling liquid. After liquid NH_3 is charged in it, its volume is measured by the microscope rapidly and recorded. Then this cell is connected with NH_3 vessel shown in **Figure 4**. NH_3 gas from NH_3 vessel is moved to the cell through the pressure regulator valve keeping the constant pressure (0.5 MPa) during the reaction. The level of liquid NH_3 in the glass vessel is measured by reading the scale of NH_3 vessel using the microscope, and the mole number of NH_3 absorbed to the dried CaCl_2 is calculated from this volume change of liquid NH_3 in NH_3 vessel. The temperature distribution in this cell is measured using thermocouples at the some points of horizontal axis. The each reaction process in detail is as follows.

3.3.1. Ammoniation and Deammoniation ($\text{CaCl}_2(+\text{Ti}) \Rightarrow \text{CaCl}_2 \cdot 8\text{NH}_3(+\text{Ti}) \Leftrightarrow \text{CaCl}_2 \cdot 4\text{NH}_3(+\text{Ti})$)

When the temperatures of the cell and NH_3 vessel are stabilized, a needle valve is opened to keep the constant pressure using the pressure regulator valve in this cell. Operating temperature and pressure in this cell are controlled to 303 K and 0.5 MPa, respectively. The amount of liquid NH_3 transferred to the cell from NH_3 vessel is measured by reading the scale of NH_3 vessel using the microscope. The NH_3 mole number absorbed to CaCl_2 is calculated from the volume change of liquid NH_3 in NH_3 vessel. When 8 moles of NH_3 is absorbed to the pure- CaCl_2 , the experiment of ammoniation is just finished.

The deammoniation from an ammoniated salt ($\text{CaCl}_2 \cdot 8\text{NH}_3(+\text{Ti})$) is carried out by using the same experimental apparatus. In this case, the NH_3 vessel is kept at constant temperature of 293 K by the circulating water from the constant temperature water bath, and the temperatures on horizontal axis in the cell are heated to 353 K by the heating water. The NH_3 mole number desorbed from ammoniated salt is calculated by the same method of ammoniation. When 4 moles of NH_3 is desorbed from $\text{CaCl}_2 \cdot 8\text{NH}_3(+\text{Ti})$, this deammoniation process is finished. In order to measure the thermophysical properties on repeated runs (ammoniation and deammoniation), the thermophysical properties are measured after the repeated runs (≥ 10 times each).

3.3.2. Measurement of Thermophysical Properties ($\text{CaCl}_2 \cdot 4\text{NH}_3(+\text{Ti})$ and $\text{CaCl}_2 \cdot 8\text{NH}_3(+\text{Ti})$)

When the measurement temperature and the temperature of measuring points are stabilized in each ammoniated salt ($\text{CaCl}_2 \cdot 4\text{NH}_3(+\text{Ti})$ and $\text{CaCl}_2 \cdot 8\text{NH}_3(+\text{Ti})$) under the equilibrium pressure, the heating of the measurement cell by charging electricity to the heater is started, and the heating rate and maximum heating temperature are 5 K/min and 10 K/min, respectively. The temperature response as the change of mV by thermocouple of each measuring point is measured, and the scan rate of temperature response is every 9 seconds and the measurement time is 30 minutes. The data of temperature response is corrected by the digital thermometer and the temperature data is transferred to the microcomputer and stored. The thermophysical properties (effective thermal conductivity and effective thermal diffusivity) are calculated from the stored data based on the preceding measurement principle.

4. Results and Discussion

Figure 6 shows the relation between thermophysical properties (effective thermal conductivity λ and effective thermal diffusivity α) of CaCl_2 powder alone and temperature. The measured thermophysical properties (λ and α) were approximately 0.18 - 0.20 W/(m·K) and $0.31 - 0.33 \times 10^{-6} \text{ m}^2/\text{s}$ in the measuring temperature range of 285 - 350 K, respectively. Wang *et al.* [15] and Fujioka *et al.* [16] reported the values of λ were approximately 0.110 - 0.145 W/(m·K) at 0.1 MPa (300 - 390 K) and 0.15 W/(m·K) at 0.1 MPa (283 or 293 K) for CaCl_2 powder alone, respectively. It seems that the difference in λ comes from the difference of the bulk density (ρ_{bulk}) or the void fraction of the specimen in the measurement cell.

Figure 7 shows the relation between λ and α of $\text{CaCl}_2 \cdot 4\text{NH}_3$ and temperature. The measured thermophys-

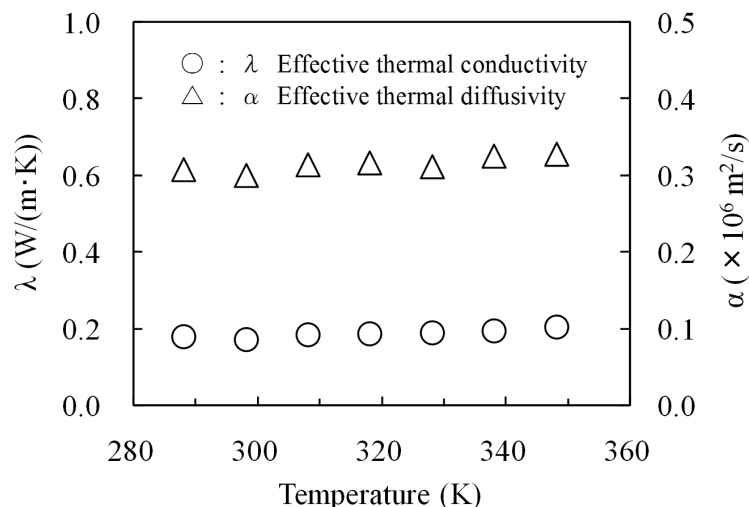


Figure 6. Relation between thermophysical property of CaCl_2 powder alone and temperature.

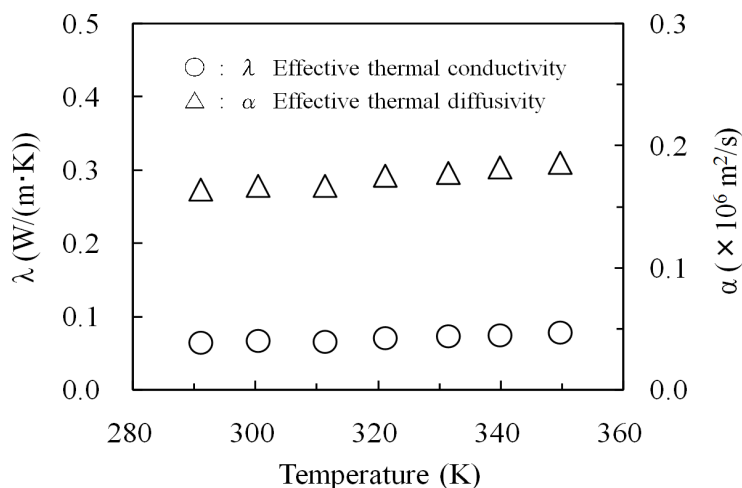


Figure 7. Relation between thermophysical property of $\text{CaCl}_2 \cdot 4\text{NH}_3$ and temperature.

ical properties (λ and α) were approximately 0.06 - 0.08 W/(m·K) and $0.16 - 0.19 \times 10^{-6} \text{ m}^2/\text{s}$ in the measuring temperature range of 290 - 350 K, respectively. The value of λ of $\text{CaCl}_2 \cdot 4\text{NH}_3$ is reduced to approximately 40% of that of CaCl_2 powder alone. This is due to the difference of ρ_{bulk} of the specimen in the measurement cell ($\text{CaCl}_2 \cdot 4\text{NH}_3$: $\rho_{\text{bulk}} = 232 \text{ kg/m}^3$, CaCl_2 powder alone: $\rho_{\text{bulk}} = 860 \text{ kg/m}^3$). According to Fujioka *et al.* [16], it was reported that the value of λ was approximately 0.05 W/(m·K) for $\text{CaCl}_2 \cdot 4\text{NH}_3$ at the equilibrium pressure (283 or 293 K). It seems that the value of λ in this measurement is close to the value of λ in Fujioka *et al.* [16].

Figure 8 shows the relation between λ and α of $\text{CaCl}_2 \cdot 8\text{NH}_3$ and temperature. The measured thermophysical properties (λ and α) were approximately 0.08 - 0.11 W/(m·K) and $0.11 - 0.14 \times 10^{-6} \text{ m}^2/\text{s}$ in the measuring temperature range of 290 - 350 K, respectively. Fujioka *et al.* [16] reported the value of λ was approximately 0.06 W/(m·K) for $\text{CaCl}_2 \cdot 8\text{NH}_3$ at the equilibrium pressure (283 or 293 K). Similar to the value of λ for $\text{CaCl}_2 \cdot 4\text{NH}_3$, it seems that the value of λ in this measurement is close to the value of λ in Fujioka *et al.* [16]. Regarding α of $\text{CaCl}_2 \cdot 4\text{NH}_3$ and $\text{CaCl}_2 \cdot 8\text{NH}_3$, it is found that the value of λ of $\text{CaCl}_2 \cdot 8\text{NH}_3$ is reduced to approximately 70% of that of $\text{CaCl}_2 \cdot 4\text{NH}_3$. It seems that this decrease in α comes from the increase of bulk density and specific heat of the specimen in the measurement cell.

Figure 9 shows the relation between λ and α of $\text{CaCl}_2 \cdot 4\text{NH}_3 + \text{Ti}$ ($n = 3$) and temperature. The measured

thermophysical properties (λ and α) were approximately 0.14 - 0.17 W/(m·K) and $0.22 - 0.24 \times 10^{-6} \text{ m}^2/\text{s}$ in the measuring temperature range of 290 - 350 K, respectively. In comparing λ of $\text{CaCl}_2 \cdot 4\text{NH}_3 + \text{Ti}$ and $\text{CaCl}_2 \cdot 4\text{NH}_3$, the value of λ of $\text{CaCl}_2 \cdot 4\text{NH}_3 + \text{Ti}$ is approximately 2.2 times larger than that of $\text{CaCl}_2 \cdot 4\text{NH}_3$. Regarding α of $\text{CaCl}_2 \cdot 4\text{NH}_3 + \text{Ti}$ and $\text{CaCl}_2 \cdot 4\text{NH}_3$, the value of α of $\text{CaCl}_2 \cdot 4\text{NH}_3 + \text{Ti}$ is approximately 1.3 times larger than that of $\text{CaCl}_2 \cdot 4\text{NH}_3$. It seems that the main cause for the increase of α is the decrease of the specific heat by the addition of Ti.

Figure 10 shows the relation between λ and α of $\text{CaCl}_2 \cdot 8\text{NH}_3 + \text{Ti}$ and temperature. The measured thermophysical properties (λ and α) were approximately 0.17 - 0.20 W/(m·K) and $0.18 - 0.19 \times 10^{-6} \text{ m}^2/\text{s}$ in the measuring temperature range of 290 - 350 K, respectively. In comparing λ of $\text{CaCl}_2 \cdot 8\text{NH}_3 + \text{Ti}$ and $\text{CaCl}_2 \cdot 8\text{NH}_3$, the value of λ of $\text{CaCl}_2 \cdot 8\text{NH}_3 + \text{Ti}$ is approximately 1.5 times larger than that of $\text{CaCl}_2 \cdot 8\text{NH}_3$. Regarding α of $\text{CaCl}_2 \cdot 8\text{NH}_3 + \text{Ti}$ and $\text{CaCl}_2 \cdot 8\text{NH}_3$, the value of α of $\text{CaCl}_2 \cdot 8\text{NH}_3 + \text{Ti}$ is approximately 1.5 times larger than that of $\text{CaCl}_2 \cdot 8\text{NH}_3$. The relation of obtained values of thermal conductivities for Ti weight ratio ($n = 0$ and $n = 3$) in this measurement is similar to that of values of heat flow rates (kJ/h) for Ti weight ratio in

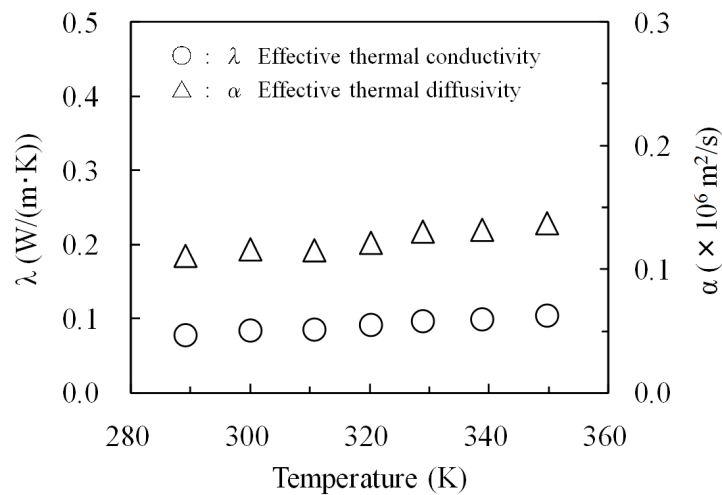


Figure 8. Relation between thermophysical property of $\text{CaCl}_2 \cdot 8\text{NH}_3$ and temperature.

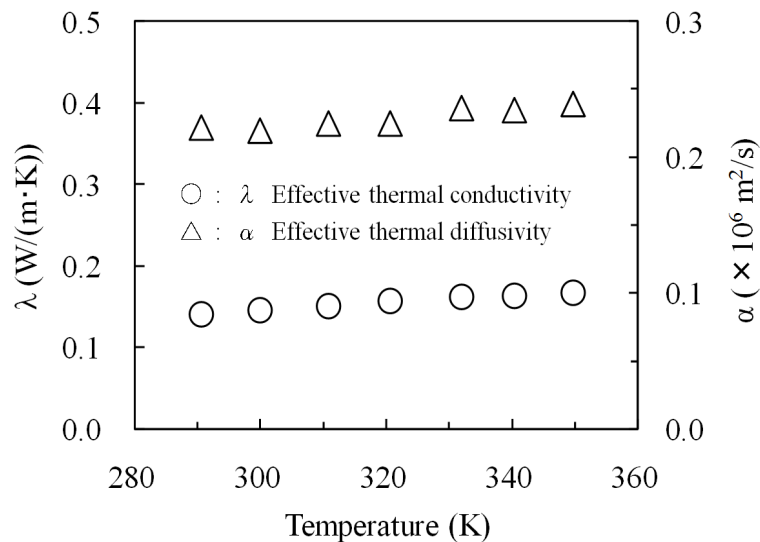


Figure 9. Relation between thermophysical property of $\text{CaCl}_2 \cdot 4\text{NH}_3 + \text{Ti}$ and temperature.

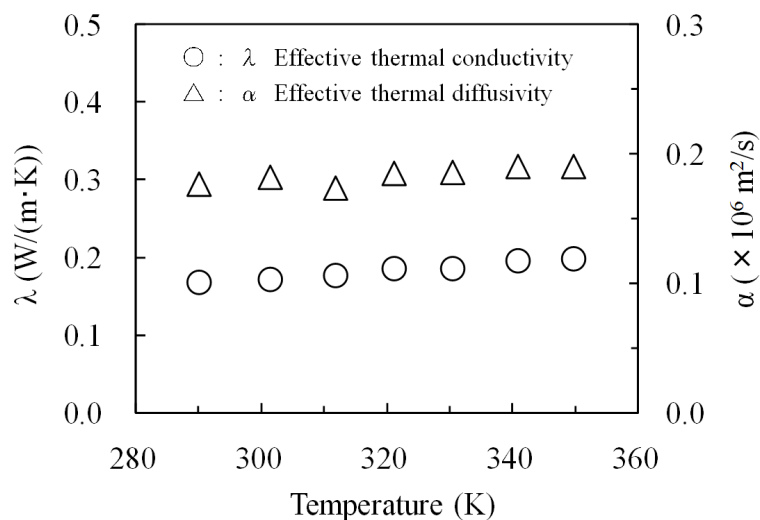


Figure 10. Relation between thermophysical property of $\text{CaCl}_2 \cdot 8\text{NH}_3 + \text{Ti}$ and temperature.

authors' previous work [7].

5. Conclusions

In order to develop the energy storage unit and H_2 storage unit using $\text{CaCl}_2 \cdot m\text{NH}_3$ ($m = 4, 8$) + Ti (weight ratio; $\text{Ti}/\text{CaCl}_2 = n$, where $n = 3$) system, the thermophysical properties (effective thermal conductivity λ and effective thermal diffusivity α) as major design factors of energy and H_2 storage units were measured by the any heating method. In comparing λ of $\text{CaCl}_2 \cdot m\text{NH}_3 + \text{Ti}$ and $\text{CaCl}_2 \cdot m\text{NH}_3$, the value of λ of $\text{CaCl}_2 \cdot m\text{NH}_3 + \text{Ti}$ are approximately 1.5 - 2.2 times larger than those of $\text{CaCl}_2 \cdot m\text{NH}_3$. It seems that the effective thermal conductivity depends on the bulk density.

Regarding α of $\text{CaCl}_2 \cdot m\text{NH}_3 + \text{Ti}$ and $\text{CaCl}_2 \cdot m\text{NH}_3$, the value of α of $\text{CaCl}_2 \cdot m\text{NH}_3 + \text{Ti}$ is approximately 1.3 - 1.5 times larger than those of $\text{CaCl}_2 \cdot m\text{NH}_3$. It is found that the addition of the heat transfer media (Ti) is an effective way for the improvement of effective thermal conductivity and the thermal diffusivity of this reaction system and it is possible to control the reaction rate.

It reveals that the thermophysical properties in this measurement would be the valuable design factors to develop energy and H_2 storage systems utilizing natural resources such as solar energy.

References

- [1] Yoneda, N. and Hagiwara, S. (1979) Study of Chemical Heat Pump for Thermal Energy Storage. *Journal of Solar Energy of Japan*, **19**, 4-15. (In Japanese)
- [2] Wentworth, W.E. and Jhonston, D.W. (1981) Chemical Heat Pumps Using a Dispersion of a Metal Salt Ammoniate in an Inert Solvent. *Solar Energy*, **26**, 141-146. [http://dx.doi.org/10.1016/0038-092X\(81\)90077-3](http://dx.doi.org/10.1016/0038-092X(81)90077-3)
- [3] Jeager, F. and Fox, E.C. (1981) Thermal Storage Studies for Solar Heating and Cooling: Application Using Chemical Heat Pumps. USA Department of Energy (DOE) Report CS-30248-T-1.
- [4] Wentworth, W.E., Ayala, J.A. and Alcala, R. (1982) Effect of Solvent on $\text{CaCl}_2 \cdot \text{NH}_3$ Equilibria in Suspensions. *The Journal of Physical Chemistry*, **86**, 3484-3489. <http://dx.doi.org/10.1021/j100214a042>
- [5] Sakamoto, Y., Yamamoto, H., Sanga, S. and Tokunaga, J. (1990) Performance of Thermal Storage Unit Using $\text{CaCl}_2 \cdot \text{NH}_3$ System Mixed with Ti. *The Canadian Journal of Chemical Engineering*, **68**, 948-951. <http://dx.doi.org/10.1002/cjce.5450680609>
- [6] Buehn, J., Hudspeth, A. and Villanueva, G. (2011) Solar Ammonia Absorption Refrigerator Senior Design Project. Saint Martin's University, Lacey. <http://www.solaripedia.com/files/1113.pdf>
- [7] Sakamoto, Y. and Yamamoto, H. (2014) Performance of Thermal Energy Storage Unit Using Solid Ammoniated Salt ($\text{CaCl}_2 \cdot \text{NH}_3$ System). *Natural Resources*, **5**, 337-342. <http://dx.doi.org/10.4236/nr.2014.58031>

- [8] Christensen, C.H., Sørensen, R.Z., Johannessen, T., Quaade, U.J., Honkala, K., Elmøe, T.D., Køhlera, R. and Nørskov, J.K. (2005) Metal Ammine Complexes for Hydrogen Storage. *Journal of Materials Chemistry*, **15**, 4106-4108. <http://dx.doi.org/10.1039/b511589b>
- [9] Sørensen, R.Z., Hummelshøj, J.S., Klerke, A., Reves, J.B., Vegge, T., Nørskov, J.K. and Christensen, C.H. (2008) Indirect, Reversible High-Density Hydrogen Storage in Compact Metal Ammine Salts. *Journal of the American Chemical Society*, **130**, 8660-8668. <http://dx.doi.org/10.1021/ja076762c>
- [10] Ichikawa, T. (2013) Development of Compact Mobile Tank for Ammonia. Hiroshima University, Hiroshima. http://www.hiroshima-u.ac.jp/upload/14/images/Information/2013_10_17/a5.pdf
- [11] Iida, Y. and Shigeta, H. (1981) Measurement of Thermal Properties of Solids by Arbitrary Heating—1st Report, Measurement of Thermal Diffusivity of Flat Plate Specimen. *Transactions of the Japan Society of Mechanical Engineers (JSME)*, **47**, 470-477. (In Japanese) <http://dx.doi.org/10.1299/kikaib.47.470>
- [12] Iida, Y. and Shigeta, H. (1981) Measurement of Thermophysical Properties of Solids by Arbitrary Heating—2nd Report, Simultaneous Measurement of Thermal Conductivity and Thermal Diffusivity of Flat Plate Specimen. *Transactions of the Japan Society of Mechanical Engineers (JSME)*, **47**, 2324-2332. (In Japanese) <http://dx.doi.org/10.1299/kikaib.47.2324>
- [13] Iida, Y., Shigeta, H. and Akimoto, H. (1982) Measurement of Thermophysical Properties of Solids by Arbitrary Heating—3rd Report, Measurement of Thermal Diffusivity and Thermal Conductivity of Cylindrical or Hollow Cylindrical Specimen. *Transactions of the Japan Society of Mechanical Engineers (JSME)*, **48**, 142-148. (In Japanese) <http://dx.doi.org/10.1299/kikaib.48.142>
- [14] Corning Glass Works (1987) PYREX Glass Code 7740. Industrial Supplies. http://www.glassfab.com/file/sites%7C*%7C537%7C*%7CData-Sheets%7C*%7CCorning-Pyrex.pdf
- [15] Wang, J., Wu, J.Y., Wang, R.Z. and Wang, L.W. (2006) Effective Thermal Conductivity of Expanded Graphite—CaCl₂ Composite Adsorbent for Chemical Adsorption Chillers. *Energy Conversion and Management*, **47**, 1902-1912.
- [16] Fujioka, K., Kato, S. and Hirata, Y. (1998) Measurements of Effective Thermal Conductivity of CaCl₂ Reactor Beds Used for Driving Chemical Heat Pumps. *Journal of Chemical Engineering of Japan*, **31**, 266-272. <http://dx.doi.org/10.1252/jcej.31.266>

Nomenclature

- C Constant of Laplace integration (-)
 D Constant of Laplace integration (-)
 I_0 Zero order modified Bessel functions of the first kind
 K_0 Zero order modified Bessel functions of the second kind
 q Heat flux (W/m²)
 \bar{q} Laplace integration of q (-)
 r Distance of radius direction (mm)
 s Laplace parameter (-)
 t Time (s)
 T Temperature (K)

Greek letters

- α Thermal diffusivity and effective thermal diffusivity (m²/s)
 ΔH Enthalpy change
 λ Thermal conductivity and effective thermal conductivity (W/(m·K))
 ρ Bulk density (kg/m³)
 θ Temperature difference (K)
 $\bar{\theta}$ Laplace integration of $\{\theta(r,t)\}_{r=r}$ (-)

Subscripts

- i Measurement point ($i = 0, 1, 2, 3, 4$)
 [I] Hollow cylindrical sample and Reference specimen
 [II] Cylindrical sample and Measured specimen