

Bentonite Adsorption & Coagulation Treatment of Recycled Fiber Pulping Wastewater

Tingzhi Liu, Kaiyang Zheng, Defa Wang, Shuai Li, Haoyu Wang

School of Material Science & Technology, Tianjin University of Science & Technology,

Tianjin Key Laboratory of Pulp & Paper, Tianjin, China

Email: liutz@tust.edu.cn

Received July 2013

ABSTRACT

A bentonite & PAM particle flocculation system was employed in recycled fiber pulp wastewater treatment in this paper. The optimum conditions of the adsorption & coagulation treatment was explored and optimized and effects of the treatment were focused on, especially stickies substances removal. Under the optimal conditions, the removal of MTBE extract and cationic demand reached 91.26% and 86.93%, and the average particle size in the treated wastewater pollutants is reduced from 40.95 μm to 0.5 μm . In this treatment the removal of COD_{Cr}, turbidity, SS and color were 89.67%, 99.56%, 95.58% and 93.08%, respectively. The results showed that the particle flocculation system was effective for the treatment of recycled fiber pulp wastewater, especially for controlling the stickies.

Keywords: Recycled Fiber Pulp; Wastewater; Stickies, Bentonite; Coagulation

1. Introduction

Increased consumption of recycled fiber in paper industry not only reduced the dependence on forest resource requirements, but also the pollution of environment. On the other hand, the impurities from the waste paper bring about more and more serious problems, and the accumulation problems of stickies are especially paid attention. The accumulation of stickies in waste paper stock and follow-up white water system will make drainage in the wet-end of the paper machine become uneven, resulting in paper flaws such as paper hole and stain. Sorting of waste paper, flocculation deinking, screening of pulp, dispersion, process water treatment, chemical agent application and bio-treatment, all these technologies can be used to control the stickies troubles of recycle fiber pulp [1-5]. All these mentioned technological measures aimed at recycle fiber pulp and pulping process, but reducing the stickies content of pulping wastewater is useful and helpful to control the stickies troubles, too. In this article, a bentonite & PAM particle flocculation system was employed in recycled fiber pulping wastewater treatment. Bentonite, clay, coke, activated sludge and some other materials were used as adsorption aids to improve flocculation efficiency [6,7]. Bentonite, which is available in large quantities, can be used as an adsorbent for the removal of dissolved organic compounds from pulp & paper mill effluent with appreciably lower cost [8].

2. Material and Methods

The wastewater was collected at a laboratory installation, include wastewater from pulping, floatation deinking. It was stored in a refrigerator until use. Its initial properties were shown in **Table 1**. The bentonite (800 mesh, Na-bentonite) and the PAM (medium cationic, MW about 10 million daltons) were obtained from YaGuang Development Co., Ltd, Ningbo, Zhejiang province of China.

Put appropriate amount recycled fiber pulp wastewater liquor into a beaker and the pH and temperature of the wastewater sample were first adjusted. Then put into

Table 1. Index of routine analysis for original wastewater and those after treatment.

	wastewater	Treated water	Removal (%)
COD _{Cr} (mg/L)	3020	312	89.67
SS (mg/L)	860	38	95.58
Turbidity(NTU)	108.00	1.03	99.56
pH	6.4	7.9	-
color (C.U.)	867.4	58.2	93.08
MTBE extract (mg/L)	236.8	20.7	91.26
CD ($\mu\text{mol/L}$)	1065.4	150.0	85.92
particle size(μm)	40.95	0.51	-

appropriate amount bentonite and Stiring at 150 rpm for 30 min for adsorption. After adsorption reaction, put PAM into beaker and string for a few minutes, then content settle for 30 min, the supernatant in the beaker was taken out and used for the analyses.

The chemical oxygen demand (COD_{cr}) of the water sample was determined by colorimetric methods. The turbidity of the water sample was measured by an ASN 2000 turbidity meter [9]. The MBTE extract of effluent was determined according to the method described in an article [10]. And the Cationic demand (CD), mean diameter of particles of wastewater were measured by PCD-03 particle charge analyzer (Mütek). The color of wastewater was determined by spectrophotometer at 465 nm and converts to Pt-Co C.U.

3. Results and Discussion

The optimal conditions of recycled fiber pulp wastewater treatment were studied. This article was focused on effects of bentonite, PAM dosages, pH, temperature of wastewater and the stir speed and time on removal of pollutions. The CD, SS, turbidity and OD of 465 nm were determined to optimize the treatment conditions. **Table 1** offered an index of routine analysis for original wastewater and those after treatment under the optimal conditions. As shown in **Table 1**, the results of routine tested of recycled fiber pulp wastewater were: The COD_{cr} was 3020 mg/L, pH was 6.4. The average particle size was 40.95 μm and the turbidity was 108.0 NTU. The contents of SS and MTBE extract were 860 mg/L and 236.8 mg/L, respectively. The CD of the wastewater was as high as 1065.4 $\mu\text{mol/L}$. These anionic constituents were related to the content of stickies in wastewater [11].

3.1. Effect of the Bentonite Dosage

As shown in **Figure 1**, the turbidity and SS of the treated

wastewater were reduced with the increase of bentonite dosage, and reached the minimum at the same dosage which was about 250 mg/L. It is because that the SS of the treated water was devoted by fines concentration. The light beam will be scattered and reflected by the small particles. This is exactly corresponds with the determination theory of turbidity. So the turbidity of the water in this study was linear with the content of SS. The CD and 465 nm OD of the treated water were decreased with the increase of bentonite dosage, and reached the minimum at about 150 mg/L dosage, but increased at the dosage of 250 mg/L, then drop again while the dosage reached at 400 mg/L. This was most likely caused by that the removal of CD and color substances due to the two ways: adsorption and coagulation mechanism.

Figure 1 further showed that the removal of the four index were significant only when the dosage from 50 mg/L to 150 mg/L, and the maximum color and CD removals were observed at about 150 mg/L. So the 150 mg/L was the optimal bentonite dosage.

3.2. Effect of the PAM Dosage

The **Figure 2** showed that the curve trends of turbidity and SS of the treated wastewater were similar with the increase of PAM dosage. The SS and turbidity of treated water reached the minimum points at the same dosage which was about 50 mg/L PAM, and then increased while the PAM dosage increased to 100 mg/L, the maximum dosage of this study. The similar result of SS and Turbidity removal with the increase of PAM dosage was also reported by Angela C.R while they used a Fe- culant to treated pulp effluent [12]. The CD of the treated water reduced sharply with the increase of PAM dosage while the dosage lower than 10 mg/L, then increased slightly with the dosage from 20 mg/L increased to 100 mg/L. The changes of color of the treated water with the

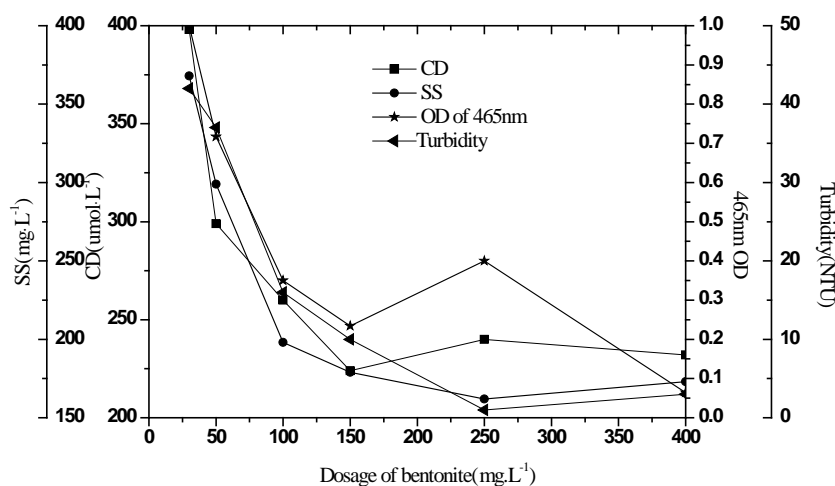


Figure 1. Effect of the bentonite dosage on adsorption & coagulation treatment.

increase of PAM dosage were far more complicated than the other three indexes. The 465 nm OD of the treated water decreased sharply with the increase of the PAM dosage from 2 to 10 mg/L, and then increased from 10 mg/L to 100 mg/L. The OD had a minimum at the PAM dosage about 10 mg/L and a maximum at about 100 mg/L. This confused curve trend can be explained through understanding how the objects of PAM flocculation. As a kind of macromolecular flocculant, the function of PAM in the wastewater treatment is mainly due to the reaction of adsorption bridging mechanism. This can be explained the sharply decreasing with the increase of the PAM dosage from 2 to 10 mg/L. When the dosage of PAM was too big, the positive electricity charges of the excessive PAM (medium cationic PAM) will adsorb and coagulate the fines concentration by compression of double charged. It was very difficult to precipitate and demix, because there was so much substantial macromolecular floc in the treated water. It was also explained why the SS, CD, turbidity and 465 nm OD of treated water increased with the PAM from 50 mg/L to 100 mg/L. Conclusions as a result, the 10 mg/L was the choice dosage of PAM.

3.3. Effect of the Initial pH

Figure 3 Showed the effects of initial pH on the bentonite treatment of recycled fiber pulp wastewater. As a whole, all of CD, SS, 465 nm OD and turbidity of the treated water were increased with the initial pH value increased. The color and CD of the treated water increased slightly with the increased of pH, the acidic property of water becomes stronger, the CD and color of treated water will become smaller. It is different that the color of the treated water altered little with the pH from 2 to 6 to that of raw material pulping effluent. The color of

raw material pulping effluent will change very significantly because the acidic precipitation of lignin that contributes to the color of these effluents. The SS of the treated water increased slightly with the pH from 2.0 to 6.0, and from 8.0 to 12.0, but decreased at the pH8.0. The turbidity of the treated water shows two inflection points at pH value 4.0 and 8.0. The turbidity decreased with the pH from 2.0 to 4.0, and then increased from pH 4.0 to 8.0, after pH 8.0, with the increase of pH value, the turbidity increased significantly. It was maybe due to the good dispersion of bentonite at alkaline environment. The dispersion of absorbed water and expanded bentonite in water caused the increasing of turbidity.

The above mentioned factors should be under consideration choice of pH value. Except for the SS of the treated water, the other three indexes are good enough for the treatment at pH6.0. Choose the pH 6.0 as the optimal value was under consideration not only the treated efficiency but also the cost of the treatment, because the pH value of the origin water was about 6.0.

3.4. Effect of the Wastewater Temperature

The temperature of wastewater will affect the adsorption and coagulation efficiency of bentonite. As shown in **Figure 4**, the CD, 465 nm OD, SS and turbidity of the treated water decreased with the increase of the temperature from 30°C to 60°C, and reached a desired treated effect at 60°C. Then the CD, 465 nm OD, SS and turbidity of the treated water increased with the increase of the temperature from 60°C to 80°C. **Figure 4** also shows that the temperature affects the index of SS and turbidity more weakly than those of CD and 465 nm OD. The CD value of the water was to indicate the negative electric charge. Another perspective reflects the content of negative substances. These substances are mainly composed

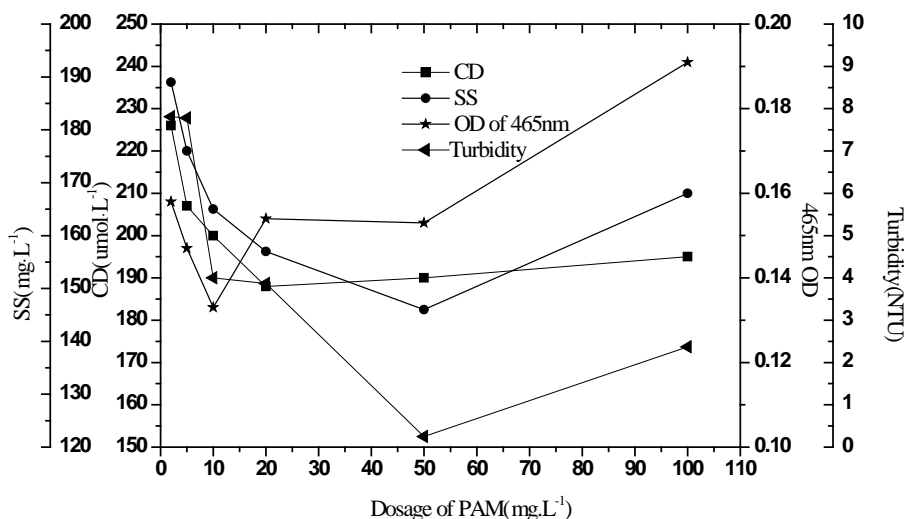


Figure 2. Effect of the PAM dosage on bentonite adsorption & coagulation treatment.

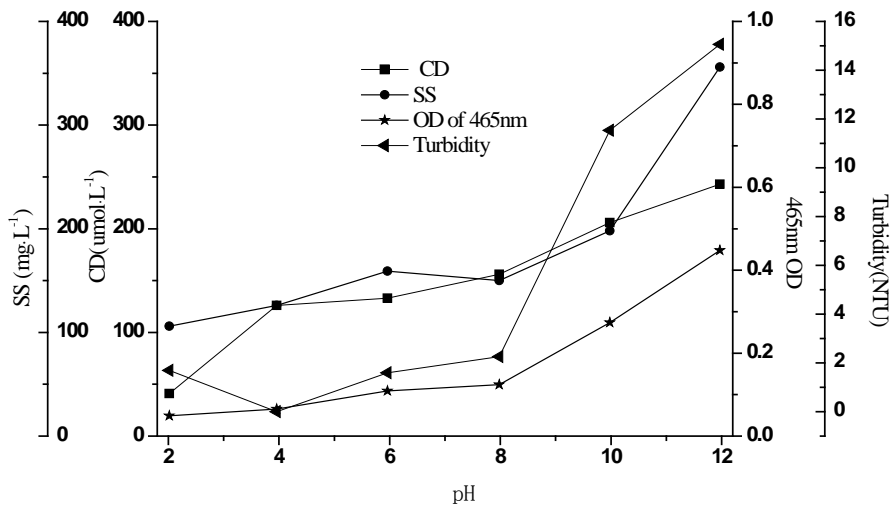


Figure 3. Effect of the initial pH on bentonite adsorption & coagulation treatment.

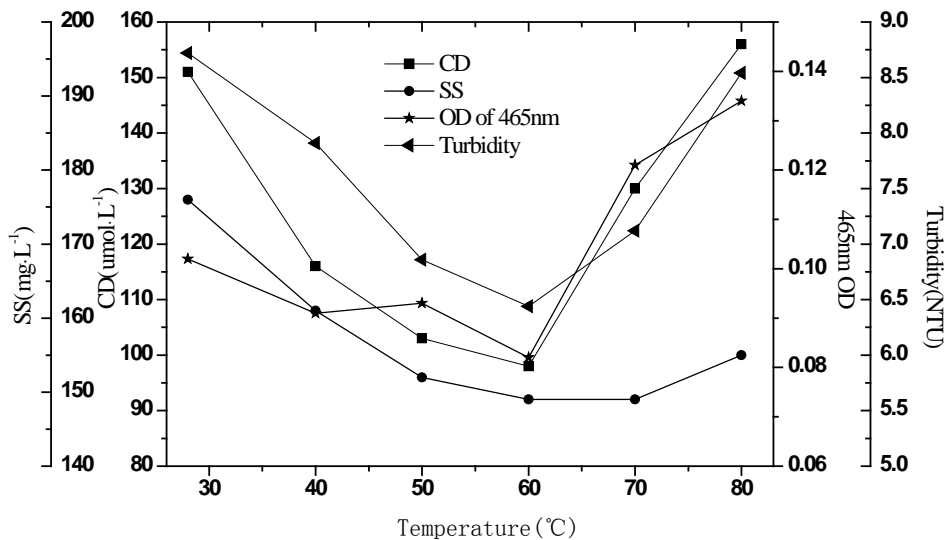


Figure 4. Effect of the wastewater temperature on bentonite adsorption & coagulation treatment.

of soluble and colloidal constituents. The color is mainly contributed by these soluble and colloidal constituents too. Except effect of adsorption & coagulation of the bentonite, the temperature of water also affects the energy of motion of these soluble and colloidal constituents. The energy of motion of these soluble and colloidal constituents was up to the status in adsorption & coagulation treatment. So the temperature of water affects the CD and 465 nm OD strongly than those of SS and turbidity. By contrast, the components that influence the detections of SS and turbidity index were composed of colloidal and dispersive constituents. The energy motion of these colloidal and dispersive constituents will be affected slightly by temperature change than it of soluble and colloidal constituents. So that the force of gravity and volume factors of these colloidal and dispersive constituents affect the status settlement and separation much more impor-

tantly. So 60°C was the optimal temperature for adsorption & coagulation treatment.

3.5. Effect of the Stir Speed

As **Figure 5** shown, the CD and 465 nm OD of treated water decreased and then increased with the increase of stir speed, and they all reached the maximum color and CD removals at 200 rpm speed. **Figure 5** also shows that the curve trends of turbidity and SS of the treated wastewater were similar to these of the CD and 465 nm OD with the increase of stir speed. However, the lowest points of the SS and turbidity of the treated water were observed at the 150 rpm. The appearance of the maximum removal speed of CD and 465 nm OD different to that of SS and turbidity attributes to the different removal mechanism of them. For the removal of CD and color

constituents, the fast Stir not only enhances the mass transfer capability of the water but also gives those more chance to come into contact with the others. So the minimum points of the CD and color reached at more fast stirring speed than those of the SS and turbidity. But over—rapid stirring will broke up the floc and disperse the constituents into the water again, this can explain the increases of CD and 465 nm OD with the speed from 200 rpm to 300 rpm. Stir speed affects the turbidity and SS not only on capability of mass transfer, but also on status of the floc. A slight over stirring will give the floc appreciable damage effects, so the ideal stir speed for turbidity and SS removal was lower than it of CD and 465 nm OD, it was 150 rpm. **Figure 5** also shows that the turbidity changed slightly with the speed from 50 rpm to 100 rpm, but significantly when the speed is over 100 rpm, and will increase while the speed is more than 150 rpm. Many researchers had obtained the same rule on the

effect of speed on turbidity in their studies [12,15].

3.6. Effect of the Stir Time

Figure 6 showed that a short time stirring could obtain a very good effect of SS, turbidity and 465 nm OD removal. From **Figure 6**, the SS, turbidity and 465 nm OD decreased significantly with the stirring time form 0 pro-long to 2min, and reached to the good removal point at 2 - 5 min, then increased with the stirring time extended again. It was different to the other three indexes, the CD of the treated water increased stably with the stirring time extended. Removal of the material that indicated CD of the water mainly depends on the adsorption of the bentonite. Before the addition of PAM, the bentonite has been added into the water and adsorbed the material for 30min, so the content of CD materials has reduced to a limited status. When the stirring beginning, the materials of CD resolved into the water, so the CD increased.

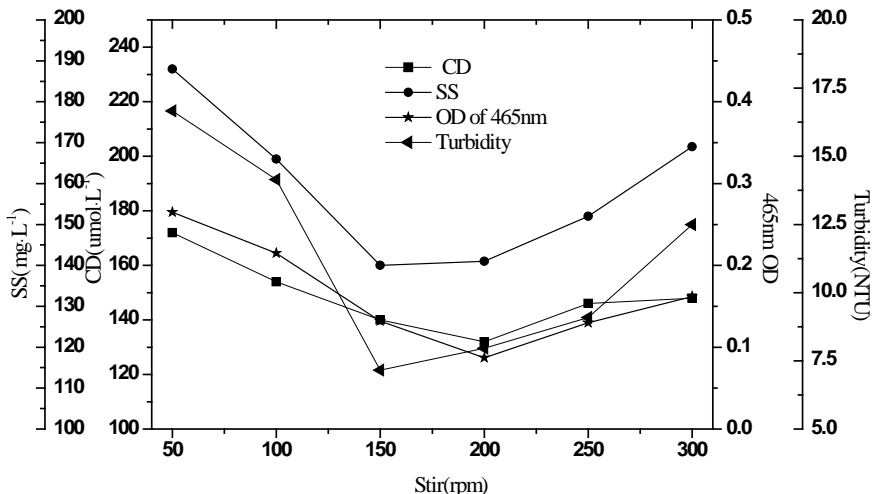


Figure 5. Effect of the stir speed on bentonite adsorption & coagulation treatment.

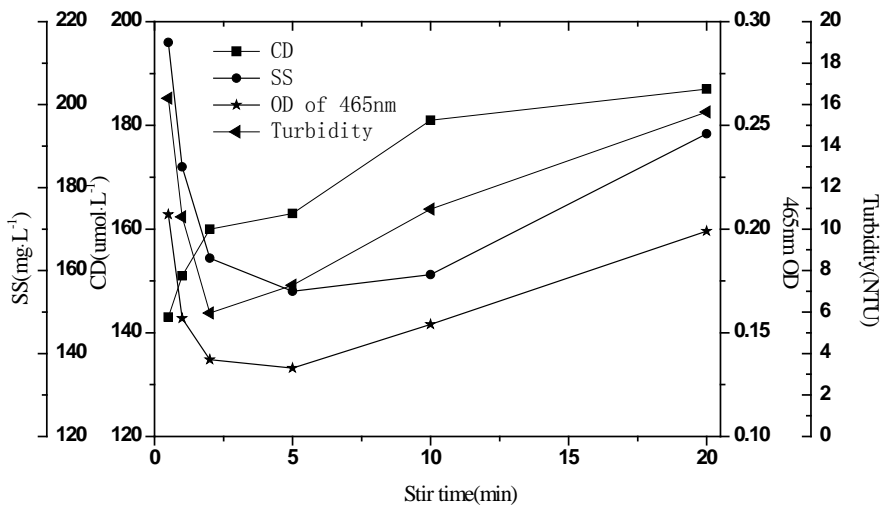


Figure 6. Effect of the stir time on bentonite adsorption & coagulation treatment

3.7. The Removal Efficiency of Bentonite Adsorption & Coagulation Treatment

Through the studies of influence factors we draw up the optimal conditions for recycled fiber pulp wastewater treatment. The optimal conditions were: bentonite dosage was 150 mg/L, PAM dosage was 10 mg/L, the adsorption reaction temperature was 60°C, pH value was 6.4, the original pH of the wastewater, after PAM addition, stirring at the speed of 150 rpm for 2 - 5 min. **Table 1** shows an index of routine analysis for original wastewater and those after treatment under the optimal conditions.

From **Table 1**, under these optimal conditions, the COD of the wastewater from 3020 mg/L reduced to 312 mg/L, and the removal rate reached about 90%. The turbidity and the SS of the wastewater reduced from 108.00 NTU and 860 mg/L to 1.03NTU and 38 mg/L, and the removal of them were 99.56%, 95.58%, respectively. The color of the wastewater from 867.4 C.U. reduces to 58.2 C.U., and the removal rate was 93.08%. All these lead up to the conclusion that the particle flocculation system was effective for the treatment of recycled fiber pulp wastewater. **Figure 6** also shows that the average particle size in the treated wastewater pollutants is reduced from 40.95 μm to 0.5 μm . It shows that the adsorption coagulation aid treatment which is mainly used to remove larger particles and colloids suspended material. It is worthwhile noting that the removal of MTBE extract reached 91.26%. The stickies materials are mainly composed of these constituents that can be extracted by organic solvents. The removal of organic solvents extract always reached to about 90% [13-15]. But those studies were almost though the biological treatment to reach the removal rate. And the removal of CD of the waste water was about 87% reflecting that the bentonite adsorption & coagulation Treatment was a very good treatment and the removal of stickies was very efficiently.

4. Conclusion

The bentonite, which is available in large quantities, can be used as an adsorbent for the removal of dissolved organic compounds from pulp & paper mill effluent with appreciably lower cost. Under the optimal conditions, the removal of MTBE extract and cationic demand reached 91.26% and 86.93%. The results show that the particle flocculation system is effective for the treatment of recycled fiber pulp wastewater, and the control of stickies of recycle fiber pulp wastewater is very efficient.

5. Acknowledgements (Heading 5)

Financial support from National "Twelfth five-year" Science & Technology Key Project of China (2011BAC11B04) and Science & Technology Develop-

ment Grants Planning Projects for Tianjin High Education Colleges (SW20080001).

REFERENCES

- [1] J. Chen, "Judgment of Microstickies Removability with Minerals During Paper Recycling," *China pulp & paper*, Vol. 23, No. 3, 2004, pp. 50-52.
- [2] J. Chen, "New Methods for Removal of Wax and Stickies from OCC," *China Pulp & Paper Industry*, Vol. 25, No. 7, 2004, pp. 37-38.
- [3] L. Wang, L. Luo and H. Xiao, "Controlling Polysaccharide-Based Anionic Trashies Using Low-Molecular-weighted HCS," *China pulp & paper*, Vol.28, No. 1, 2009, pp. 25-29.
- [4] L. Wang, Y. Yu and Y. Chen, "Boosting AKD Neutral Sizing of APMP by Anionic Trash Catchers," *China pulp & paper*, Vol. 29, No. 3, 2009, pp. 10-13.
- [5] T. Liu, D. Wang, H. Zhao and K. Zheng, "Stickies Treatments of Recycled Fiber Pulping Wastewater by Lipases," *Advanced Materials Research*, Vol. 534, 2012, pp. 225-229.
<http://dx.doi.org/10.4028/www.scientific.net/AMR.534.225>
- [6] T. Liu and E Zheng, "Improving Flocculation Effect in Pre-treating High Yield Pulping Effluents of Cotton Staff by Using Active Sludge," *2nd International Papermaking and Environment Conference Proceeding books A and B*, Tianjin, 1-3 May 2008, pp. 1101-1105.
- [7] T. Liu, X. Duan and E Zheng, "Adsorbent & Treatment for High Yield Pulp Effluents of Cotton Staff by Coke," *Progress in Environmental Science and Technology, International Symposium on Environmental Science and Technology*, Vol. II, Beijing, 12-14 May 2009, pp. 2378-2383.
- [8] X. Duan, T. Liu and W. Duan, "Adsorption and Coagulation Tertiary Treatment of Pulp & Paper Mills Wastewater," *4th International Conference on Bioinformatics and Biomedical Engineering*, Chengdu, 15-18 June 2010, pp. 1110-1114.
- [9] E. Magnus, G. Carlberg and H. Hoel, "TMP Wastewater Treatment, Including Biological High-efficiency Compact Biological Reactor Removal and Characterisation of Organic Components," *Nordic Pulp and Paper Research Journal*, Vol. 15, No. 1, 2000, p. 29.
<http://dx.doi.org/10.3183/NPPRJ-2000-15-01-p029-036>
- [10] T. Liu, Z. He, H. Hu and Y. Ni, "Treatment of APMP Pulping Effluent based on Aerobic Fermentation with *Aspergillus Niger* Fungi and Post-Coagulation/Flocculation," *Bioresour Technol*, Vol. 102, No. 7, 2011, pp. 4712-4717.
<http://dx.doi.org/10.1016/j.biortech.2011.01.047>
- [11] T. Liao and H. He, "Research and Discuss about Anionic Trash in DIP," *Paper and Paper Making*, Vol. 30 No. 2, 2011, pp. 23-27.
- [12] C. R. Angela and B. Marcela, "Treatment of Paper Pulp and Paper Mill Wastewater by Coagulation-Flocculation Followed by Heterogeneous Photocatalysis," *Journal of*

- Photochemistry and Photobiology*, Vol. 194, No. 1, 2008, pp. 1-10.
- [13] S. N. Lo and H. W. Liu, "Characterization of Pollutants at Source and Biological Treatment of a CTMP Effluents," *Appita Journal*, Vol. 44, No. 2, 1991, p. 133.
<http://dx.doi.org/10.1016/j.jphotochem.2007.07.007>
- [14] S. F. Liver and E. R. Hall, "Interactions of Resin Acids with Aerobic and Anaerobic Biomass-1," *Water Research*, Vol. 30, No. 3, 1996, p. 663.
[http://dx.doi.org/10.1016/0043-1354\(95\)00215-4](http://dx.doi.org/10.1016/0043-1354(95)00215-4)
- [15] L. LaFleur, E. Barton and D. Aret, "Pulp Mill Effluents Characterization and Treatment: An Update, Fate and Effects of Pulp and Paper Mill Effluent," *3rd International Conference on Environmental Pollution*, Rotorua, 1997.