

Unsteady Incompressible Flow of a Generalized Oldroyd-B Fluid between Two Oscillating Infinite Parallel Plates in Presence of a Transverse Magnetic Field

Dhiman Bose, Uma Basu

Department of Applied Mathematics, University of Calcutta, Calcutta, India

Email: dhimanbose09@gmail.com

Received 27 November 2014; revised 18 December 2014; accepted 30 December 2014

Copyright © 2015 by authors and Scientific Research Publishing Inc.

This work is licensed under the Creative Commons Attribution International License (CC BY).

<http://creativecommons.org/licenses/by/4.0/>



Open Access

Abstract

In this paper an attempt has been made to study the unsteady incompressible flow of a generalized Oldroyd-B fluid between two oscillating parallel plates in presence of a transverse magnetic field. An exact solution for the velocity field has been obtained by means of Laplace and finite Fourier sine transformations in series form in terms of Mittag-Leffler function. The dependence of the velocity field on fractional as well as material parameters has been illustrated graphically. The velocity fields for the classical Newtonian, generalized Maxwell, generalized second grade and ordinary Oldroyd-B fluids are recovered as limiting cases of the flow considered for the generalized Oldroyd-B fluid.

Keywords

Oldroyd-B Fluid, Exact Solution, Mittag-Leffler Function, Fractional Derivative, Transverse Magnetic Field

1. Introduction

The magneto hydrodynamic flow problem between two parallel plates has shown immense attention during the last several decades. The study has significant applications in the field of hydrodynamical machines and apparatus, magnetic storage devices, computer storage devices, lubrication, crystal growth processes, radial diffusers, MHD pumps, MHD power generators, purification of crude oil, petroleum industries etc. Bandelli *et al.* [1] discussed start-up flows of second grade fluids in domains with one finite dimension. Fetecau *et al.* [2] investigated

How to cite this paper: Bose, D. and Basu, U. (2015) Unsteady Incompressible Flow of a Generalized Oldroyd-B Fluid between Two Oscillating Infinite Parallel Plates in Presence of a Transverse Magnetic Field. *Applied Mathematics*, 6, 106-115. <http://dx.doi.org/10.4236/am.2015.61011>

exact solutions for the flow of a generalized Oldroyd-B fluid induced by a constantly accelerating plate between two side walls perpendicular to the plate. Hayat *et al.* [3] made homotopy analysis of MHD boundary layer flow of an upper-convected Maxwell fluid. Jamil and Khan [4] studied slip effects on fractional viscoelastic fluids. Shen *et al.* [5] studied the Rayleigh-Stokes problem for a heated generalized second grade fluid with fractional derivative model. Vieru *et al.* [6] discussed the flow of a generalized Oldroyd-B fluid due to a constantly accelerating plate. Wenchang *et al.* [7] investigated unsteady flows of a viscoelastic fluid with the fractional Maxwell model between two parallel plates. Vieru *et al.* [8] studied the unsteady flow of a generalized Oldroyd-B fluid due to an infinite plate subject to a time-dependent shear stress.

In the present paper we consider the flow of a generalized Oldroyd-B fluid between two oscillating infinite parallel plates in presence of transverse magnetic field. We have formulated the expression for the velocity field for the said flow in terms of Mittag-Leffler function. In the constitutive equation of the fluid model, the time derivative of integral order has been replaced by Riemann-Liouville fractional calculus operator. The exact solution for the velocity field is obtained by using the method of integral transformations and the dependence of the said field on the material as well as fractional calculus parameters is illustrated graphically.

2. Mathematical Formulation and Basic Equation

Let us consider an incompressible generalized Oldroyd-B fluid bounded by two infinite parallel plates as shown in **Figure 1**. The plates are initially at rest and at $t \rightarrow 0^+$ the plates start to oscillate in its plane with the velocity $V\cos(\omega_1 t)$ and $V\cos(\omega_2 t)$ where V is the fluid velocity. Due to the shear, the fluid is moved gradually. We have taken Cartesian coordinate system. x - and y -coordinates are taken along and perpendicular to the parallel plates respectively. Accordingly, the initial condition is given by $u(y, 0) = 0$, $0 \leq y \leq 1$ and the boundary conditions are given by $u(0, t) = V\cos(\omega_1 t)$, $u(d, t) = V\cos(\omega_2 t)$.

We take the velocity and stress of the form

$$V = u(y, t)\hat{\mathbf{i}}, \quad S = S(y, t) \tag{1}$$

where $u(y, t)$ is the velocity component in the x -direction.

The constitutive relationship for the fluid associated with the present problem is given by,

$$(1 + \lambda^\alpha D_t^\alpha) S_{xy} = \mu(1 + \lambda_r^\beta D_t^\beta) \frac{\partial u(y, t)}{\partial t} \tag{2}$$

In the relation (2), D_t^α and D_t^β are Caputo operators defined by

$$D_t^p g(t) = \frac{1}{\Gamma(1-p)} \int_0^t (t-\tau)^{-p} g'(\tau) d\tau, \quad 0 \leq p < 1 \tag{3}$$

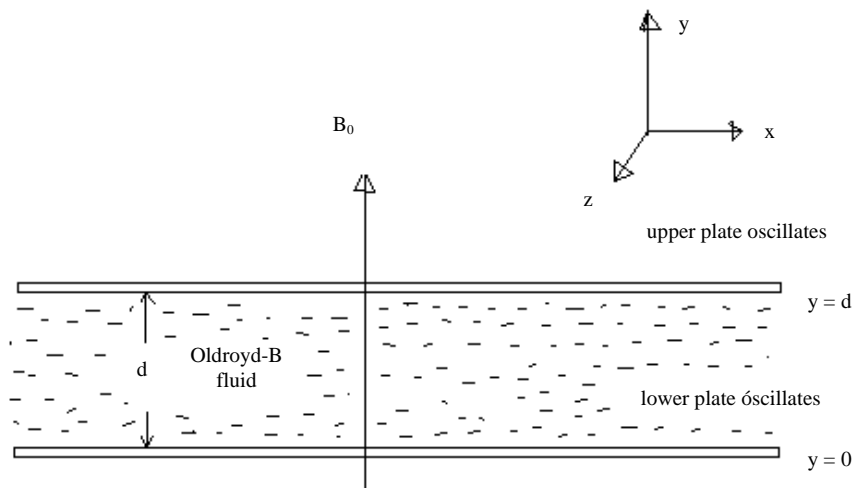


Figure 1. Geometry of the problem.

According to our problem,

$$S_{xx} = S_{yy} = S_{zz} = S_{xz} = S_{yz} = 0, \quad S_{xy} = S_{yx}$$

We consider a generalized Oldroyd-B fluid between two infinite parallel disks in presence of an imposed magnetic field B_0 that acts in the direction of the positive y -axis. Then in the presence of the body force $\sigma B_0^2 u$, the momentum equation is given by

$$\rho \frac{\partial u}{\partial t} = \frac{\partial}{\partial y} S_{xy} - \sigma B_0^2 u \quad (4)$$

where “ σ ” is constant and “ ρ ” is the density of the fluid.

Eliminating S_{xy} between the Equations (2) and (4) we have the governing equation

$$\left(1 + \lambda^\alpha D_t^\alpha\right) \frac{\partial u(y,t)}{\partial t} = \nu \left(1 + \lambda_r^\beta D_r^\beta\right) \frac{\partial^2 u(y,t)}{\partial y^2} - M \left(1 + \lambda^\alpha D_t^\alpha\right) u(y,t) \quad (5)$$

where $\nu = \frac{\mu}{\rho}$ is the kinematic viscosity and $M = \frac{\sigma B_0^2}{\rho}$.

Introducing the non-dimensional quantities,

$$u^* = \frac{u}{V}, \quad y^* = \frac{y}{d}, \quad t^* = \frac{\mu t}{\rho d^2}, \quad \lambda^{*\alpha} = \lambda^\alpha \left(\frac{\nu}{d^2}\right)^\alpha$$

$$\lambda_r^{*\beta} = \lambda_r^\beta \left(\frac{\nu}{d^2}\right)^\alpha, \quad \nu = \frac{\mu}{\rho}, \quad M^* = M \frac{d^2}{\nu}$$

we get the governing equation in non-dimensional quantities as

$$\left(1 + \lambda^\alpha D_t^\alpha\right) \frac{\partial u(y,t)}{\partial t} = \left(1 + \lambda_r^\beta D_r^\beta\right) \frac{\partial^2 u(y,t)}{\partial y^2} - M \left(1 + \lambda^\alpha D_t^\alpha\right) u(y,t) \quad (6)$$

(Omitting the dimensionless mark “*”)

$$\text{subject to initial condition } u(y,0) = 0 \quad (7)$$

and the boundary conditions $u(0,t) = \cos(\omega_1 t)$, for $t > 0$

$$u(1,t) = \cos(\omega_2 t) \quad \text{for } t > 0 \quad (8)$$

Taking finite Fourier sine transformation we get from Equation (6)

$$\left(1 + \lambda^\alpha D_t^\alpha\right) \frac{d}{dt} U_s(n,t) = \left(1 + \lambda_r^\beta D_r^\beta\right) \int_0^1 \frac{\partial^2 u}{\partial y^2} \sin(n\pi y) dy - M \left(1 + \lambda^\alpha D_t^\alpha\right) U_s(n,t) \quad (9)$$

where $U_s(n,t) = \int_0^1 u(y,t) \sin(n\pi y) dy$ is the finite Fourier sine transformation of $u(y,t)$.

Using the boundary conditions (8) the Equation (9) can be rewritten as

$$\left(1 + \lambda^\alpha D_t^\alpha\right) \frac{d}{dt} U_s(n,t) = \left(1 + \lambda_r^\beta D_r^\beta\right) \left[n\pi \left\{ (-1)^{n+1} \cos(\omega_2 t) + \cos(\omega_1 t) \right\} - (n\pi)^2 U_s(n,t) \right] - M \left(1 + \lambda^\alpha D_t^\alpha\right) U_s(n,t) \quad (10)$$

Taking Laplace transformation and using $U_s(n,0) = 0$ we get from the above equation

$$\begin{aligned} \bar{U}_s(n, p) = & (-1)^{n+1} \frac{n\pi p}{p^2 + \omega_2^2} \frac{1 + \lambda_r^\beta p^\beta}{(p+M)(1 + \lambda^\alpha p^\alpha) + (n\pi)^2 (1 + \lambda_r^\beta p^\beta)} \\ & + \frac{n\pi p}{p^2 + \omega_1^2} \frac{1 + \lambda_r^\beta p^\beta}{(p+M)(1 + \lambda^\alpha p^\alpha) + (n\pi)^2 (1 + \lambda_r^\beta p^\beta)} \\ & - \frac{n\pi \lambda_r^\beta [(-1)^{n+1} + 1]}{(p+M)(1 + \lambda^\alpha p^\alpha) + (n\pi)^2 (1 + \lambda_r^\beta p^\beta)} \end{aligned} \quad (11)$$

Now in order to avoid the lengthy procedure of residues and contour integrals, we rewrite the Equation (11) into series form as

$$\begin{aligned} \bar{U}_s(n, p) = & \frac{(-1)^{n+1}}{n\pi} \frac{p}{p^2 + \omega_2^2} \left[1 - \sum_{k=0}^{\infty} \frac{(-1)^k}{(n\pi)^{2(k+1)}} \sum_{m,l \geq 0} \frac{m+l=k+1}{m!l!} (k+1)! M^m \sum_{n_1, w \geq 0} \frac{n_1+w=k}{n_1!w!} \frac{k!}{\lambda_r^{\beta(k+1)}} \frac{\lambda^{\alpha n_1} p^{\alpha n_1+l}}{(\lambda_r^{-\beta} + p^\beta)^{k+1}} \right] \\ & + \frac{1}{n\pi} \frac{p}{p^2 + \omega_1^2} \left[1 - \sum_{k=0}^{\infty} \frac{(-1)^k}{(n\pi)^{2(k+1)}} \sum_{m,l \geq 0} \frac{m+l=k+1}{m!l!} (k+1)! M^m \sum_{n_1, w \geq 0} \frac{n_1+w=k}{n_1!w!} \frac{k!}{\lambda_r^{\beta(k+1)}} \frac{\lambda^{\alpha n_1} p^{\alpha n_1+l}}{(\lambda_r^{-\beta} + p^\beta)^{k+1}} \right] \\ & - \frac{\lambda_r^\beta}{n\pi} [(-1)^{n+1} + 1] \sum_{k=0}^{\infty} \frac{(-1)^k}{(n\pi)^{2k}} \frac{1}{\lambda_r^{\beta(k+1)}} \sum_{m,l \geq 0} \frac{m+l=k}{m!l!} (k+1)! M^m \sum_{n_1, w \geq 0} \frac{n_1+w=k}{n_1!w!} \frac{k!}{\lambda_r^{\beta(k+1)}} \frac{\lambda^{\alpha k} p^{\alpha(k+1)-m}}{(\lambda_r^{-\beta} + p^\beta)^{k+1}} \end{aligned} \quad (12)$$

Now we have an important Laplace transformation of the n th order derivative of Mittag-Leffler function $E_{\alpha, \lambda}(z)$ given by

$$\int_0^{\infty} e^{-pt} t^{\alpha n + \lambda - 1} E_{\alpha, \lambda}^{(n)}(-at^\alpha) dt = \frac{n! p^{\alpha - \lambda}}{(p^\alpha + a)^{n+1}} \quad (13)$$

where

$$E_{\alpha, \lambda}^{(n)}(z) = \frac{d^n}{dz^n} E_{\alpha, \lambda}(z) = \sum_{j=0}^{\infty} \frac{(j+n)! z^j}{j! \Gamma(\alpha j + \alpha n + \lambda)} \quad (14)$$

Taking Laplace Inverse transformation we get from the Equation (12)

$$\begin{aligned} U_s(n, t) = & \frac{(-1)^{n+1}}{n\pi} \cos(\omega_2 t) - \frac{(-1)^{n+1}}{n\pi} \sum_{k=0}^{\infty} \frac{(-1)^k}{(n\pi)^{2(k+1)}} \sum_{m,l \geq 0} \frac{m+l=k+1}{m!l!} (k+1)! M^m \sum_{n_1, w \geq 0} \frac{n_1+w=k}{n_1!w!} \frac{1}{\lambda_r^{\beta(k+1)}} \\ & \times \int_0^t \cos(\omega_2(t-\tau)) \left[\tau^{\beta(k+1) - \alpha n_1 - l - 1} E_{\beta, \beta - \alpha n_1 - l}^{(k)}(-\lambda_r^{-\beta} \tau^\beta) + \tau^{\beta(k+1) - \alpha(n_1+1) - l - 1} E_{\beta, \beta - \alpha(n_1+1) - l}^{(k)}(-\lambda_r^{-\beta} \tau^\beta) \right] d\tau \\ & + \frac{1}{n\pi} \cos(\omega_1 t) - \frac{1}{n\pi} \sum_{k=0}^{\infty} \frac{(-1)^k}{(n\pi)^{2(k+1)}} \sum_{m,l \geq 0} \frac{m+l=k+1}{m!l!} (k+1)! M^m \sum_{n_1, w \geq 0} \frac{n_1+w=k}{n_1!w!} \frac{1}{\lambda_r^{\beta(k+1)}} \\ & \times \int_0^t \cos(\omega_1(t-\tau)) \left[\tau^{\beta(k+1) - \alpha n_1 - l - 1} E_{\beta, \beta - \alpha n_1 - l}^{(k)}(-\lambda_r^{-\beta} \tau^\beta) + \lambda^\alpha \tau^{\beta(k+1) - \alpha(n_1+1) - l - 1} E_{\beta, \beta - \alpha(n_1+1) - l}^{(k)}(-\lambda_r^{-\beta} \tau^\beta) \right] d\tau \\ & - \frac{\lambda_r^\beta}{n\pi} [(-1)^{n+1} + 1] \sum_{k=0}^{\infty} \frac{(-1)^k}{(n\pi)^{2k}} \frac{1}{\lambda_r^{\beta(k+1)}} \sum_{m,l \geq 0} \frac{m+l=k}{m!l!} (k+1)! M^m \sum_{n_1, w \geq 0} \frac{n_1+w=k}{n_1!w!} \lambda^{\alpha k} \tau^{\beta(k+1) - \alpha(k+1) + m - 1} E_{\beta, \beta - \alpha(k+1) + m}^{(k)}(-\lambda_r^{-\beta} \tau^\beta) \end{aligned} \quad (15)$$

Taking inverse finite Fourier sine transformation we get the velocity profile from the Equation (18) as

$$\begin{aligned}
 u(y, t) = & y \cos(\omega_2 t) + (1 - y) \cos(\omega_1 t) + 2 \sum_{n=1}^{\infty} \frac{(-1)^n}{n\pi} \sin(n\pi y) \sum_{k=0}^{\infty} \frac{(-1)^k}{(n\pi)^{2(k+1)}} \sum_{m,l \geq 0} \frac{m+l=k+1}{m!l!} (k+1)! M^m \sum_{n_1, w \geq 0} \frac{n_1+w=k}{n_1!w!} \frac{1}{\lambda_r^{\beta(k+1)}} \\
 & \times \int_0^t \cos(\omega_2(t-\tau)) \left[\tau^{\beta(k+1)-\alpha n_1-l-1} \times E_{\beta, \beta-\alpha n_1-l}^{(k)}(-\lambda_r^{-\beta} \tau^\beta) + \lambda^\alpha \tau^{\beta(k+1)-\alpha(n_1+1)-l-1} E_{\beta, \beta-\alpha(n_1+1)-l}^{(k)}(-\lambda_r^{-\beta} \tau^\beta) \right] d\tau \\
 & - 2 \sum_{n=1}^{\infty} \frac{1}{n\pi} \sin(n\pi y) \sum_{k=0}^{\infty} \frac{(-1)^k}{(n\pi)^{2(k+1)}} E_{\beta, \beta-\alpha(n_1+1)-l}^{(k)}(-\lambda_r^{-\beta} \tau^\beta) \Big] d\tau \\
 & - 2 \sum_{n=1}^{\infty} \frac{1}{n\pi} \sin(n\pi y) \sum_{k=0}^{\infty} \frac{(-1)^k}{(n\pi)^{2(k+1)}} \sum_{m,l \geq 0} \frac{m+l=k+1}{m!l!} (k+1)! M^m \sum_{n_1, w \geq 0} \frac{n_1+w=k}{n_1!w!} \frac{1}{\lambda_r^{\beta(k+1)}} \\
 & \times \int_0^t \cos(\omega_1(t-\tau)) \left[\tau^{\beta(k+1)-\alpha n_1-l-1} E_{\beta, \beta-\alpha n_1-l}^{(k)}(-\lambda_r^{-\beta} \tau^\beta) + \lambda^\alpha \tau^{\beta(k+1)-\alpha(n_1+1)-l-1} E_{\beta, \beta-\alpha(n_1+1)-l}^{(k)}(-\lambda_r^{-\beta} \tau^\beta) \right] d\tau \\
 & - 2 \sum_{n=1}^{\infty} \lambda_r^\beta \left[(-1)^{n+1} + 1 \right] \frac{\sin(n\pi y)}{n\pi} \\
 & \times \sum_{k=0}^{\infty} \frac{(-1)^k}{(n\pi)^{2k}} \frac{1}{\lambda_r^{\beta(k+1)}} \sum_{m,l \geq 0} \frac{m+l=k}{m!l!} k! M^m \sum_{n_1, w \geq 0} \frac{n_1+w=k}{n_1!w!} \lambda^{\alpha k} \tau^{\beta(k+1)-\alpha(k+1)+m-1} E_{\beta, \beta-\alpha(k+1)+m}^{(k)}(-\lambda_r^{-\beta} \tau^\beta).
 \end{aligned} \tag{16}$$

3. Limiting Cases

Case-I If $\alpha \rightarrow 0.0$, $\lambda_r \rightarrow 0.0$ then the equation of motion is given by

$$(1 + \lambda^\alpha) \frac{\partial u(y, t)}{\partial t} = \frac{\partial^2 u(y, t)}{\partial y^2} - M(1 + \lambda^\alpha) u(y, t) \tag{17}$$

subject to the initial and boundary conditions given by the Equations (7) and (8) respectively.

The Equation (17) represents the governing equation of a classical Newtonian fluid and the corresponding velocity field is given by

$$\begin{aligned}
 u = & y \cos(\omega_2 t) + (1 - y) \cos(\omega_1 t) \\
 & + 2 \sum_{n=1}^{\infty} \frac{(-1)^n}{n\pi} \sin(n\pi y) \sum_{k=0}^{\infty} \frac{(-1)^k}{(n\pi)^{2(k+1)}} \sum_{m,l \geq 0} \frac{m+l=k+1}{m!l!} (k+1)! M^l \sum_{s,i \geq 0} \frac{s+i=k+1}{s!i!} (k+1)! \lambda^{\alpha s} t^{-m} E_{2,1-m}^{(0)}(-\omega_2^2 t^2) \\
 & - 2 \sum_{n=1}^{\infty} \frac{1}{n\pi} \sin(n\pi y) \sum_{k=0}^{\infty} \frac{(-1)^k}{(n\pi)^{2(k+1)}} \sum_{m,l \geq 0} \frac{m+l=k+1}{m!l!} (k+1)! M^l \sum_{s,i \geq 0} \frac{s+i=k+1}{s!i!} (k+1)! \lambda^{\alpha s} t^{-m} E_{2,1-m}^{(0)}(-\omega_1^2 t^2).
 \end{aligned} \tag{18}$$

Case-II If $\beta \neq 0.0$, $\lambda_r \rightarrow 0.0$ then the equation is given by

$$(1 + \lambda^\alpha D_t^\alpha) \frac{\partial u(y, t)}{\partial t} = \frac{\partial^2 u(y, t)}{\partial y^2} - M(1 + \lambda^\alpha D_t^\alpha) u(y, t) \tag{19}$$

subject to the initial and boundary conditions given by the Equations (7) and (8).

The Equation (19) represents the governing equation of a generalized Maxwell fluid and the corresponding velocity field is given by

$$\begin{aligned}
 u = & y \cos(\omega_2 t) + (1 - y) \cos(\omega_1 t) \\
 & + 2 \sum_{n=1}^{\infty} \frac{(-1)^n}{n\pi} \sin(n\pi y) \sum_{k=0}^{\infty} \frac{(-1)^k}{(n\pi)^{2(k+1)}} \sum_{m,l \geq 0} \frac{m+l=k+1}{m!l!} (k+1)! M^l \sum_{s,i \geq 0} \frac{s+i=k+1}{s!i!} (k+1)! \lambda^{\alpha s} t^{-(\alpha s+m)} E_{2,1-\alpha s-m}^{(0)}(-\omega_2^2 t^2) \\
 & - 2 \sum_{n=1}^{\infty} \frac{1}{n\pi} \sin(n\pi y) \sum_{k=0}^{\infty} \frac{(-1)^k}{(n\pi)^{2(k+1)}} \sum_{m,l \geq 0} \frac{m+l=k+1}{m!l!} (k+1)! M^l \sum_{s,i \geq 0} \frac{s+i=k+1}{s!i!} (k+1)! \lambda^{\alpha s} t^{-(\alpha s+m)} E_{2,1-\alpha s-m}^{(0)}(-\omega_1^2 t^2).
 \end{aligned} \tag{20}$$

Case-III If $\alpha \neq 0.0$, $\lambda \rightarrow 0.0$ then the equation of motion is given by

$$\frac{\partial u(y, t)}{\partial t} = (1 + \lambda_r^\beta D_r^\beta) \frac{\partial^2 u(y, t)}{\partial y^2} - Mu(y, t) \quad (21)$$

subject to the initial and boundary conditions given by the Equations (7) and (8) respectively.

The Equation (21) is the governing equation for a generalized second grade fluid and the velocity field is given by

$$\begin{aligned} u &= y \cos(\omega_2 t) + (1 - y) \cos(\omega_1 t) \\ &+ 2 \sum_{n=1}^{\infty} \frac{(-1)^n}{n\pi} \sin(n\pi y) \sum_{k=0}^{\infty} \frac{(-1)^k}{(n\pi)^{2(k+1)}} \sum_{m, l \geq 0} \frac{m+l=k+1}{m!l!} \frac{(k+1)!}{\lambda_r^{\beta(k+1)}} \frac{M^m}{\lambda_r^{\beta(k+1)}} \int_0^t \cos(\omega_2(t-\tau)) \tau^{\beta(k+1)+m-k-2} E_{\beta, \beta+m-k-1}^{(k)}(-\lambda_r^{-\beta} \tau^\beta) d\tau \\ &- 2 \sum_{n=1}^{\infty} \frac{1}{n\pi} \sin(n\pi y) \sum_{k=0}^{\infty} \frac{(-1)^k}{(n\pi)^{2(k+1)}} \sum_{m, l \geq 0} \frac{m+l=k+1}{m!l!} \frac{(k+1)!}{\lambda_r^{\beta(k+1)}} \frac{M^m}{\lambda_r^{\beta(k+1)}} \int_0^t \cos(\omega_1(t-\tau)) \tau^{\beta(k+1)+m-k-2} E_{\beta, \beta+m-k-1}^{(k)}(-\lambda_r^{-\beta} \tau^\beta) d\tau \\ &- 2 \sum_{n=1}^{\infty} \lambda_r^\beta [(-1)^{n+1} + 1] \frac{\sin(n\pi y)}{n\pi} \sum_{k=0}^{\infty} \frac{(-1)^k}{(n\pi)^{2k}} \frac{\lambda_r^{\beta(k+1)}}{\lambda_r^{\beta(k+1)}} \sum_{m, l \geq 0} \frac{m+l=k}{m!l!} \frac{M^m}{\lambda_r^{\beta(k+1)}} t^{\beta(k+1)+m-k-1} E_{\beta, \beta+m-k}^{(k)}(-\lambda_r^{-\beta} t^\beta). \end{aligned} \quad (22)$$

Case-IV If $\alpha \rightarrow 1.0$, $\lambda_r \rightarrow 0.0$ then the equation of motion is given by

$$\left(1 + \lambda^\alpha \frac{\partial}{\partial t}\right) \frac{\partial u(y, t)}{\partial t} = \frac{\partial^2 u(y, t)}{\partial y^2} - M \left(1 + \lambda^\alpha \frac{\partial}{\partial t}\right) u(y, t) \quad (23)$$

subject to the initial and boundary conditions given by the Equations (7) and (8) respectively.

The Equation (23) represents the governing equation of an ordinary Oldroyd-B fluid and the corresponding velocity field is given by

$$\begin{aligned} u &= y \cos(\omega_2 t) + (1 - y) \cos(\omega_1 t) \\ &+ 2 \sum_{n=1}^{\infty} \frac{(-1)^n}{n\pi} \sin(n\pi y) \sum_{k=0}^{\infty} \frac{(-1)^k}{(n\pi)^{2(k+1)}} \sum_{m, l \geq 0} \frac{m+l=k+1}{m!l!} \frac{(k+1)!}{\lambda_r^{\beta(k+1)}} \frac{M^m}{\lambda_r^{\beta(k+1)}} \sum_{l, w \geq 0} \frac{l+w=k+1}{l!w!} \lambda^{\alpha l} t^{m-k-l} E_{2, 1+m-k-l}^{(0)}(-\omega_2^2 t^2) \\ &- 2 \sum_{n=1}^{\infty} \frac{1}{n\pi} \sin(n\pi y) \sum_{k=0}^{\infty} \frac{(-1)^k}{(n\pi)^{2(k+1)}} \sum_{m, l \geq 0} \frac{m+l=k+1}{m!l!} \frac{(k+1)!}{\lambda_r^{\beta(k+1)}} \frac{M^m}{\lambda_r^{\beta(k+1)}} \sum_{l, w \geq 0} \frac{l+w=k+1}{l!w!} \lambda^{\alpha l} t^{m-k-l} E_{2, 1+m-k-l}^{(0)}(-\omega_2^2 t^2). \end{aligned} \quad (27)$$

4. Conclusions and Numerical Results

In this paper we have presented the flow of a generalized Oldroyd-B fluid between two oscillating infinite parallel plates. The velocity field has been determined by means of Laplace and finite Fourier sine transformations in series form in terms of Mittag-Leffler function. The dependence of the velocity field on the fractional calculus parameters and material parameters has been illustrated graphically. The solutions for the four limiting cases have been discussed from the solution of the flow problems of a generalized Oldroyd-B fluid.

In **Figure 2** the velocity is depicted against the distance from the lower plate for different values of the fractional calculus parameter α . As α increases, the fluid velocity increases and there are points of local minimum and local maximum in the velocity curves which are oscillatory in nature. Negative velocity can be observed near the upper plate for values of α near zero in **Figure 2**. The velocity is depicted against the distance from the lower plate for different values of fractional calculus parameter β in **Figure 3**. As β increases, the fluid velocity decreases, which is opposite to the case in **Figure 2** and the points of local minimum and maximum can be observed in the velocity curves. The flow patterns are oscillatory in nature. In **Figure 4** the velocity is plotted against the distance from the lower plate for different values of the parameter M . As the parameter M takes increasing values, the fluid velocity increases and the velocity curves are oscillatory in nature. The velocity profile is plotted against the distance from the lower plate for different values of the frequency of oscillation ω_1 of the lower plate in **Figure 5**. It is evident from the figure that the fluid velocity decreases for higher values of the parameter ω_1 . The initial points of the velocity curves near the lower plate are different in domain of spatial

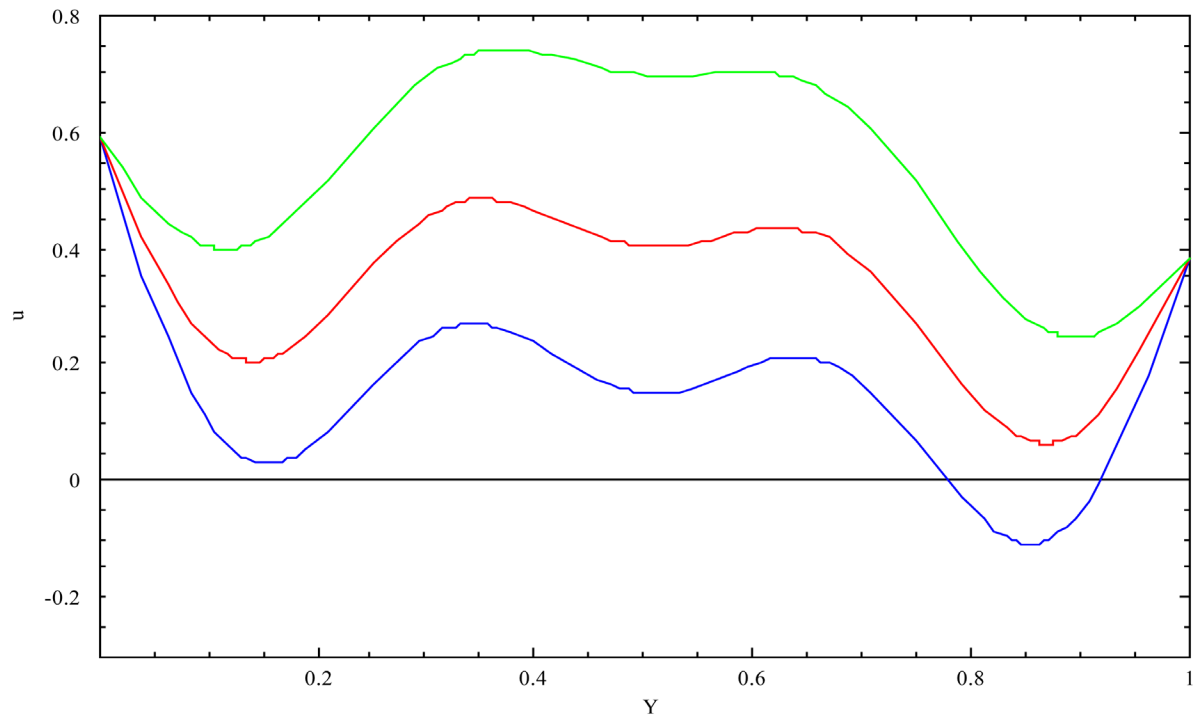


Figure 2. The velocity profile is depicted against the distance from the lower plate for different values of the fractional calculus parameter α . $\omega_1 = 1.2$, $\omega_2 = 1.5$, $M = 10$, $\lambda = 6$, $\lambda_r = 3$, $\beta = 0.8$, $t = \pi/4$, $\alpha = 0.1$ _____, $\alpha = 0.2$ _____, $\alpha = 0.3$ _____.

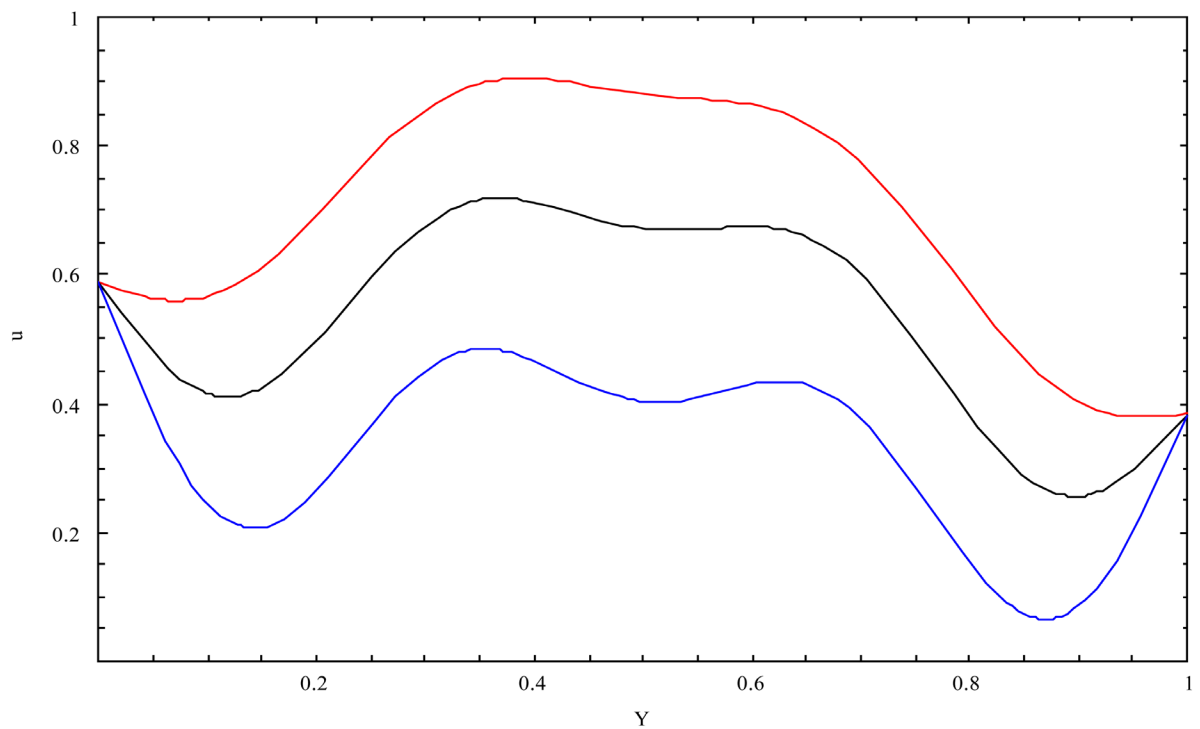


Figure 3. The velocity profile is depicted against the distance from the lower plate for different values of the fractional calculus parameter β . $\omega_1 = 1.2$, $\omega_2 = 1.5$, $M = 10$, $\lambda = 6$, $\lambda_r = 3$, $\alpha = 0.2$, $t = \pi/4$, $\beta = 0.6$ _____, $\beta = 0.7$ _____, $\beta = 0.8$ _____.

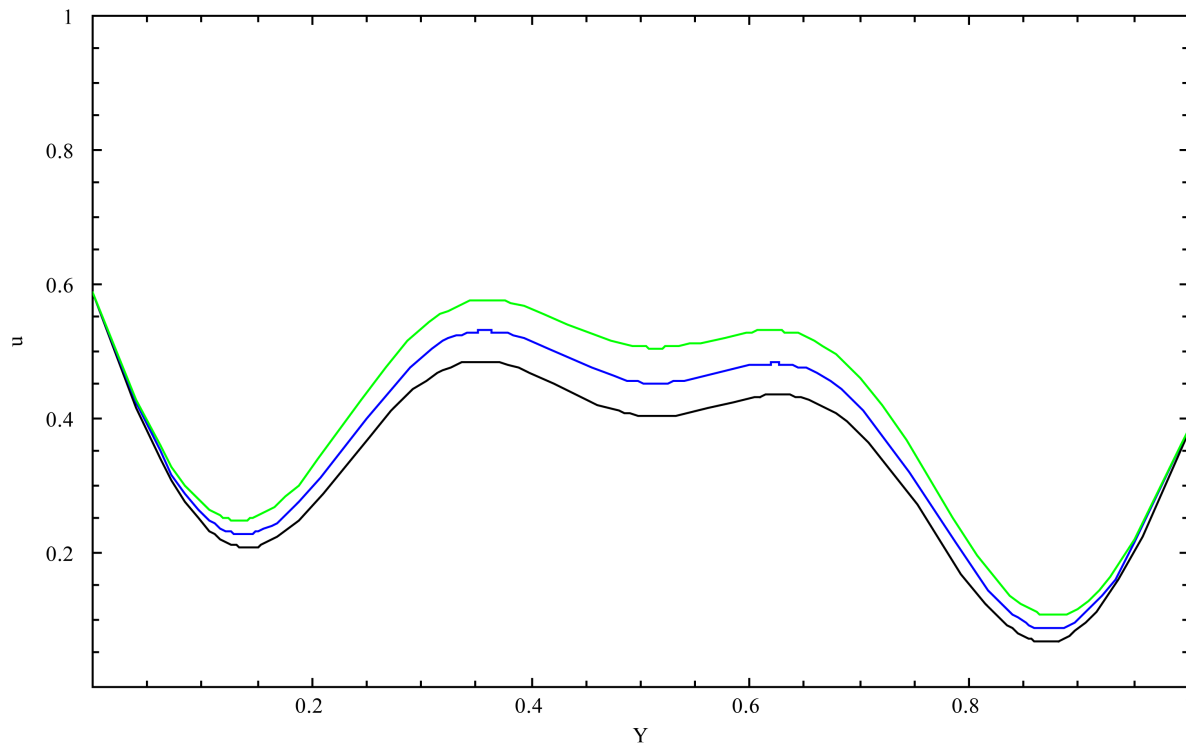


Figure 4. The velocity is depicted against the distance from the lower plate for different values of parameter M . $\omega_1 = 1.2$, $\omega_2 = 1.5$, $\lambda = 6$, $\lambda_r = 3$, $\alpha = 0.2$, $\beta = 0.8$, $t = \pi/4$, $M = 10$ _____, $M = 11$ _____, $M = 12$ _____.

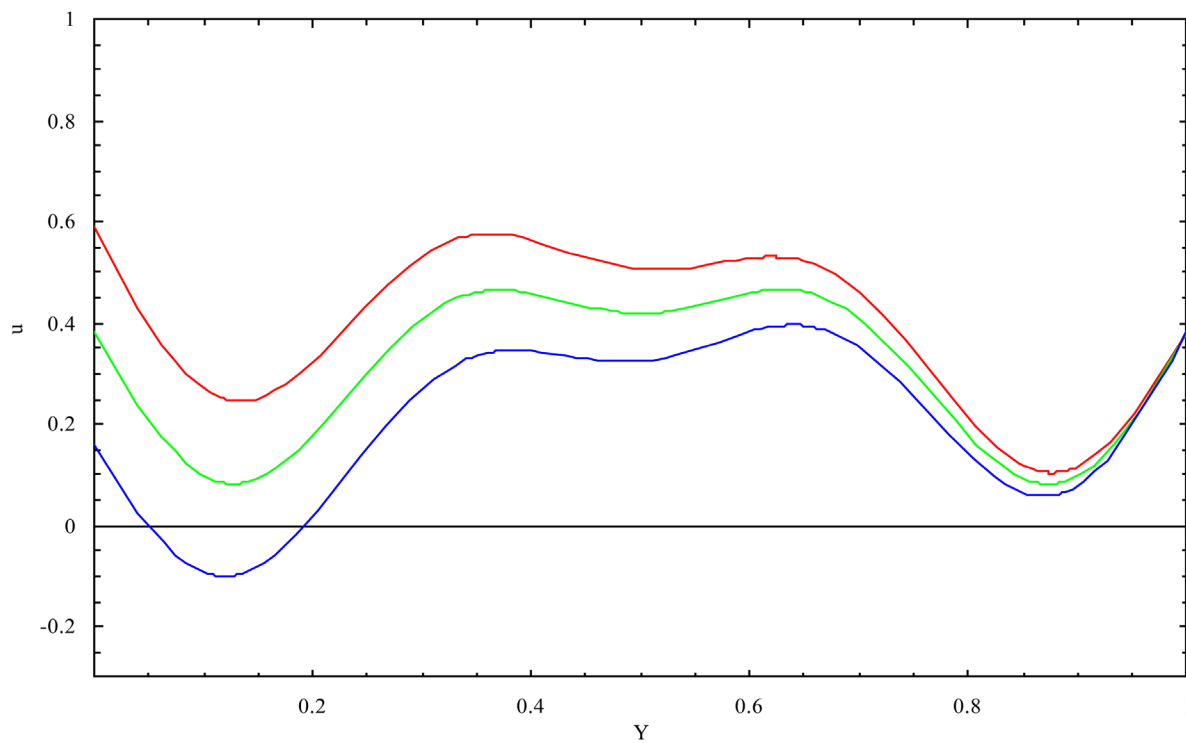


Figure 5. The velocity is depicted against the distance from the lower plate for different values of the parameter ω_1 . $\omega_2 = 1.5$, $M = 10$, $\lambda = 6$, $\lambda_r = 3$, $\alpha = 0.2$, $\beta = 0.8$, $t = \pi/4$, $\omega_1 = 1.2$ _____, $\omega_1 = 1.5$ _____, $\omega_1 = 1.8$ _____.

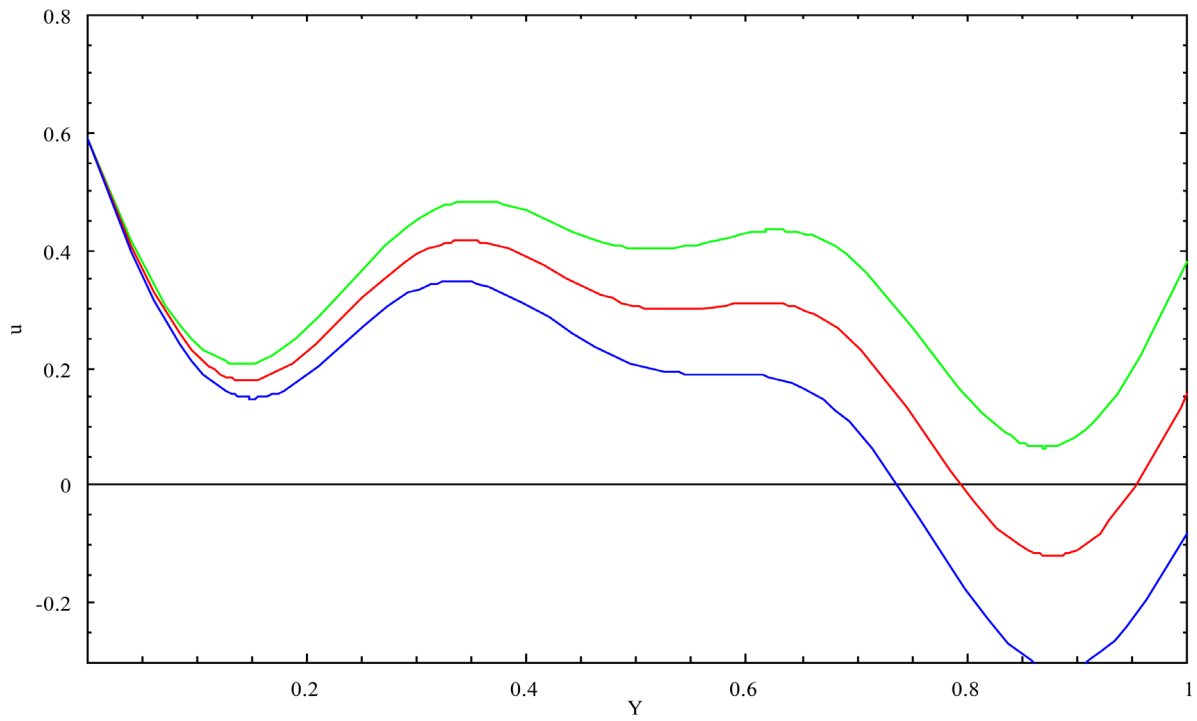


Figure 6. The velocity profile is depicted against the distance from the lower plate for different values of the parameter ω_2 . $\omega_1 = 1.2$, $M = 10$, $\lambda = 6$, $\lambda_r = 3$, $\alpha = 0.2$, $\beta = 0.8$, $t = \pi/4$, $\omega_2 = 1.5$ ———, $\omega_2 = 1.8$ ———, $\omega_2 = 2.1$ ———.

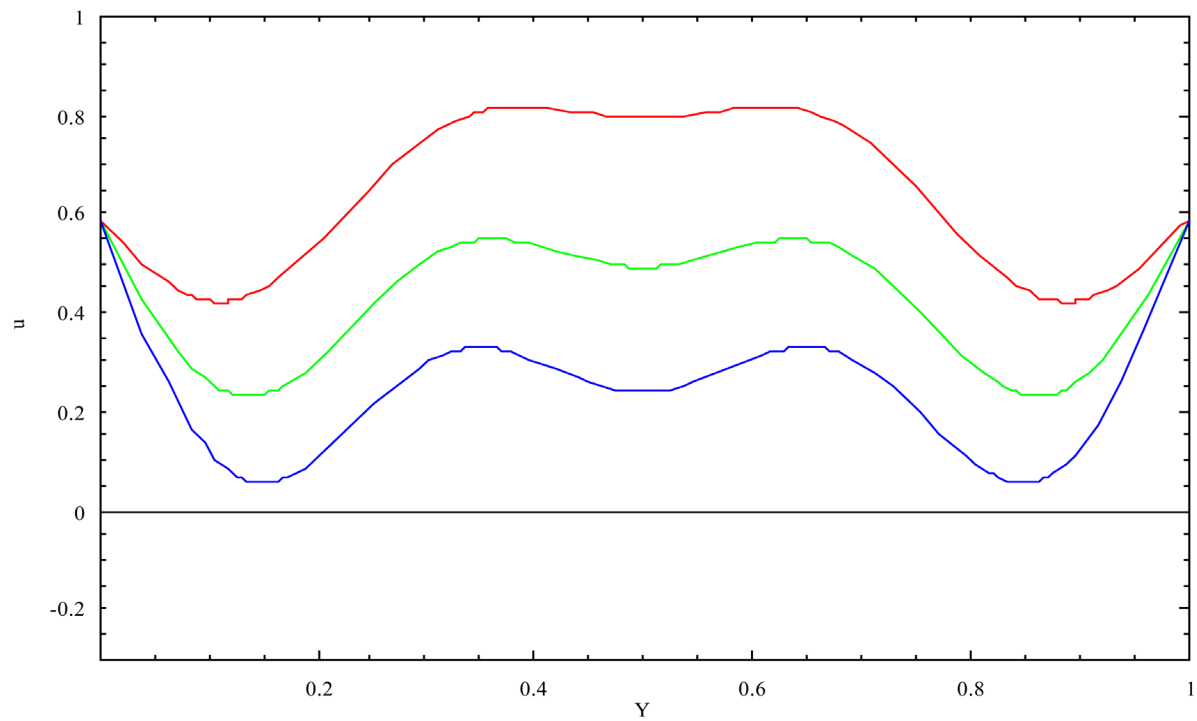


Figure 7. The velocity profile is depicted against the distance from the lower plate for different values of the fractional calculus parameter α and for equal values of ω_1 and ω_2 , $\omega_1 = \omega_2 = 1.2$, $M = 10$, $\lambda = 6$, $\lambda_r = 3$, $\beta = 0.8$, $t = \pi/4$, $\alpha = 0.1$ ———, $\alpha = 0.2$ ———, $\alpha = 0.3$ ———.

variable Y for different values of frequency of oscillation ω_1 of the lower plate. There is negative velocity in **Figure 5** near the lower plate for values for higher frequency of oscillation of the lower plate. In **Figure 6** as the frequency of the oscillation ω_2 of the upper plate changes, the terminal points of the velocity curves near the upper plate differ. The fluid velocity decreases with the increase of the frequency of oscillation ω_2 of the upper plate near that one. It can be noticed that there are points of local minimum and maximum for velocity curves for all the three cases. Negative velocity can be observed near the upper plate in **Figure 6** for higher values of the frequency of oscillation of the upper plate. In **Figure 7** the velocity profile is depicted against the distance from the lower plate for different values of the parameter α in which the frequencies of oscillations of the plates are equal *i.e.* $\omega_1 = \omega_2$. The fluid velocity increases with increasing values of α and the velocity curves are oscillatory in nature. It can be noticed that for equal frequency of oscillations of the two plates, the heights of the initial and terminal points on the velocity curve in the domain of spatial variable are equal.

References

- [1] Bandeli, R. and Rajagopal, K.R. (1995) Start-Up Flows of Second Grade Fluids in Domains with One Finite Dimension. *International Journal of Non-Linear Mechanics*, **30**, 817-839. [http://dx.doi.org/10.1016/0020-7462\(95\)00035-6](http://dx.doi.org/10.1016/0020-7462(95)00035-6)
- [2] Fetecau, C., Fetecau, C., Karman, M. and Vieru, D. (2009) Exact Solutions for the Flow of a Generalized Oldroyd-B Fluid Induced by a Constantly Accelerating Plate between Two Side Walls Perpendicular to the Plate. *Journal of Non-Newtonian Fluid Mechanics*, **156**, 189-201. <http://dx.doi.org/10.1016/j.jnnfm.2008.06.005>
- [3] Hayat, T. and Sajid, M. (2007) Homotopy Analysis of MHD Boundary Layer Flow of an Upper-Convected Maxwell Fluid. *International Journal of Engineering Science*, **45**, 393-401. <http://dx.doi.org/10.1016/j.iengsci.2007.04.009>
- [4] Jamil, M. and Khan, N.A. (2011) Slip Effects on Fractional Viscoelastic Fluids. *International Journal of Differential Equations*, **2011**, Article ID 193813. <http://dx.doi.org/10.1155/2011/193813>
- [5] Shen, F., Tan, W., Zhao, Y. and Masuoka, T. (2006) The Rayleigh-Stokes Problem for a Heated Generalised Second Grade Fluid with Fractional Derivative Model. *Nonlinear Analysis: Real World Application*, **7**, 1072-1080. <http://dx.doi.org/10.1016/j.nonrwa.2005.09.007>
- [6] Vieru, D., Fetecau, C. and Fetecau, C. (2008) Flow of a Generalized Oldroyd-B Fluid Due to a Constantly Accelerating Plate. *Applied Mathematics and Computation*, **201**, 834-842. <http://dx.doi.org/10.1016/j.amc.2007.12.045>
- [7] Wenchang, T., Wenxiao, P. and Mingyu, X. (2003) A Note on Unsteady Flows of a Viscoelastic Fluid with the Fractional Maxwell Model between Two Parallel Plates. *International Journal of Non-Linear Mechanics*, **38**, 645-650. [http://dx.doi.org/10.1016/S0020-7462\(01\)00121-4](http://dx.doi.org/10.1016/S0020-7462(01)00121-4)
- [8] Vieru, D., Fetecau, C. and Fetecau, C. (2010) Unsteady Flow of a Generalized Oldroyd-B Fluid Due to an Infinite Plate Subject to a Time-Dependent Shear Stress. *Canadian Journal of Physics*, **88**, 675-687. <http://dx.doi.org/10.1139/P10-055>