

Spiky Development at the Interface in Rayleigh-Taylor Instability: Layzer Approximation with Second Harmonic

Rahul Banerjee^{1,2*}, Labakanta Mandal¹, Manoranjan Khan¹, Mithil Ranjan Gupta¹

¹Department of Instrumentation Science, Centre for Plasma Studies, Jadavpur University, Kolkata, India

²St. Paul's Cathedral Mission College, Raja Rammohan Roy Sarani, Kolkata, India

Email: *rbanerjee.math@gmail.com

Received June 19, 2012; revised October 20, 2012; accepted November 13, 2012

ABSTRACT

Layzer's approximation method for investigation of two fluid interface structures associated with Rayleigh Taylor instability for arbitrary Atwood number is extended with the inclusion of second harmonic mode leaving out the zeroth harmonic one. The modification makes the fluid velocities vanish at infinity and leads to avoidance of the need to make the unphysical assumption of the existence of a time dependent source at infinity. The present analysis shows that for an initial interface perturbation with curvature exceeding $1/(2\sqrt{A})$, where A is the Atwood number there occurs an almost free fall of the spike with continuously increasing sharpening as it falls. The curvature at the tip of the spike also increases with Atwood number. Certain initial condition may also result in occurrence of finite time singularity as found in case of conformal mapping technique used earlier. However bubble growth rate is not appreciably affected.

Keywords: Rayleigh Taylor Instability; Bubble; Spike; ICF; Supernova

1. Introduction

Hydrodynamic instabilities such as Rayleigh Taylor instability (RTI) which sets in when a lighter fluid supports a heavier fluid against gravity or Richtmyer Meshkov instability (RMI) which is initiated when a shock passes an interface between two fluids with different acoustic impedances are of increasing importance in a wide range of physical phenomena starting from inertial confinement fusion (ICF) to astrophysical ones like supernova explosions. In ICF, the capsule shell undergoes the RTI both in the acceleration and deceleration phases. RTI can retard the formation of the hot spot by the cold RTI spike of capsule shell resulting in the destruction of the ignition hot spot or autoignition [1-4]. The hydrodynamic instabilities lead to development of heavy fluid "spikes" penetrating into the lighter fluid and "bubbles" of lighter fluid rising through the heavier fluid. Different approaches have been used for the study of such problems. Among these Layzer's [5] approach applied to single mode potential flow model [6-11] is a useful one giving approximate estimate of both Rayleigh Taylor and Richtmyer Meshkov instability evolution. The bubbles were shown by Zhang [7] to rise at a rate tending asymptotically to a

terminally constant velocity while spikes were shown to descend with a constant acceleration. However, whether for bubbles or for the spikes, Zhang's analysis was applicable only for Atwood number $A = 1$, *i.e.*, only for fluid-vacuum interface. An extension to arbitrary value of Atwood number A was done by Goncharov [8]. Within limitations of Layzer's model as pointed out by Mikaelian [12] bubbles were shown to rise with a velocity tending to an asymptotic value dependent on A and having a fairly close agreement with the simulation results of Ramaprabhu *et al.* [13]. But the spikes were found to descend with a terminal constant velocity in contrast to a constant acceleration as obtained by Zhang [7] for $A = 1$.

Asymptotic spike evolution in Rayleigh Taylor instability behaving almost as a free fall was obtained by Clavin and Williams [14] and also by Duchemin *et al.* [15] by conformal mapping method. Associated with the free fall of the spike, the surface curvature of the spike was also found to increase with time (*i.e.* the spike sharpens as it falls).

The present paper described the dynamics of bubble and spike tips arising at the two fluid interfacial structure due to RTI with extended Layzer's model replacing the zeroth harmonic term [8] by second harmonic term to satisfy the condition that the fluid velocity vanishes at

*Corresponding author.

infinity. The obtained asymptotic velocity of the bubble tip is slightly large compared to the classical value derived by Goncharov [8] and coincide when $A = 1$. Although the asymptotic curvature of the bubble tip remain unchanged. On the other hand, the curvature of the spike tip is an increasing function of time as well as Atwood number. As time increases, the tip of the spike is shown to become sharpen and falling nearly free fall.

This paper is organized in the following manner. In Section 2, we described the potential flow model with extended Layzer's approach and derived the governing equations of the interfacial structure. The behavior of the bubble and spike tips are discussed analytically and numerically in Section 3 and finally we conclude the results in Section 5.

2. Basic Model and Governing Equation

In the single mode Layzer model with generalization [8] for arbitrary Atwood number the equation to the interface taken in X - Y plane as

$$y = \eta(x, t) = \eta_0(t) + \eta_2(t)x^2; \quad (1)$$

with $\eta_0(t) > 0$, $\eta_2(t) < 0$ for bubble while $\eta_0(t) < 0$, $\eta_2(t) > 0$ for spike. The velocity potential describing the motion of the heavier fluid (density ρ_h) and the lighter fluid (density ρ_l) are (gravity g is along the negative y direction)

$$\phi_h(x, y, t) = a(t) \cos(kx) e^{-k(y-\eta_0(t))}; \quad (2)$$

$y > 0$ (heavier fluid)

$$\phi_l(x, y, t) = b_0(t)y + b_1(t) \cos(kx) e^{k(y-\eta_0(t))}; \quad (3)$$

$y < 0$ (lighter fluid)

where k is the wave number and $a(t)$, $b_0(t)$, $b_1(t)$ are amplitudes. This conventional single mode Layzer model has the drawback that rather than conforming to the physical requirement: $v_{hy} \rightarrow 0$ as $y \rightarrow -\infty$ it necessitates the assumption of a time dependent source at $y \rightarrow -\infty$ [16]. To avoid this difficulty we modify the single mode Layzer model by replacing the zeroth mode term $b_0(t)y$ in Equation (3) by a second harmonic term viz,

$$\phi_l(x, y, t) = b_1(t) \cos(kx) e^{k(y-\eta_0(t))} + b_2(t) \cos(2kx) e^{2k(y-\eta_0(t))}; \quad (4)$$

$y < 0$

Equations (2) and (4) give

$$v_{hy}(y \rightarrow \infty) = -\frac{\partial \phi_h}{\partial y} \Big|_{y \rightarrow \infty} = 0 \quad (5)$$

$$v_{ly}(y \rightarrow -\infty) = -\frac{\partial \phi_l}{\partial y} \Big|_{y \rightarrow -\infty} = 0 \quad (6)$$

The kinematic boundary conditions at the interface (1) are

$$\frac{\partial \eta}{\partial t} + v_{hx} \frac{\partial \eta}{\partial x} = v_{hy} \quad (7)$$

$$\frac{\partial \eta}{\partial x} (v_{hx} - v_{lx}) = v_{hy} - v_{ly} \quad (8)$$

Setting the pressure boundary condition $p_h = p_l$ in Bernoulli's equation for the heavier and lighter fluids leads to [7,8,11,17-22]

$$\begin{aligned} & \rho_h \left[-\frac{\partial \phi_h}{\partial t} + \frac{1}{2} (\nabla \phi_h)^2 + g\eta \right] \\ & - \rho_l \left[-\frac{\partial \phi_l}{\partial t} + \frac{1}{2} (\nabla \phi_l)^2 + g\eta \right] \\ & = f_h(t) - f_l(t) \end{aligned} \quad (9)$$

Following the usual procedure [19-22], i.e., expanding $\eta(x, t)$ and the velocity potentials in powers of (kx) and equating coefficients of $(kx)^r$, ($r=0,2$) we obtain from Equations (7)-(9) the evolution equation for the RT bubbles/spikes (non-dimensionalized) tip elevation

$\xi_1 = k\eta_0$, curvature $\xi_2 = \eta_2/k$ and velocity $\xi_3 = k^2 a / \sqrt{kg}$

$$\frac{d\xi_1}{d\tau} = \xi_3 \quad (10)$$

$$\frac{d\xi_2}{d\tau} = -\left(3\xi_2 + \frac{1}{2}\right)\xi_3 \quad (11)$$

$$\frac{d\xi_3}{d\tau} = -\frac{\left[2\xi_2\left(\xi_2 - \frac{1}{2}\right)^2 + \xi_3^2(\xi_2 - \alpha)(\xi_2 - \beta)\right]}{\left[2\left(\xi_2 - \frac{1}{2}\right)\left(\xi_2^2 - \frac{1}{4}\frac{r+1}{r-1}\right)\right]} \quad (12)$$

where

$$\alpha, \beta = \frac{(r+4) \pm \sqrt{12r+13}}{2(r-1)}; \quad r = \frac{\rho_h}{\rho_l} \quad (13)$$

and

$$\tau = t\sqrt{kg} \quad (14)$$

is nondimensionalized time.

3. Results and Discussion

Starting from a set of initial values $\xi_1 > 0$, $\xi_2 < 0$ and $\xi_3 > 0$ which correspond to the description of temporal evolution of the tip of the bubble we arrive at the asymptotic value ($\tau \rightarrow \infty$)

$$\xi_2 \rightarrow -\frac{1}{6} \quad (15)$$

and

$$[\xi_3]_{\text{asympt}} = \sqrt{\frac{8A}{3(5A+3)}} > [\xi_3]_{\text{classical}} = \sqrt{\frac{2}{3} \frac{A}{1+A}} \quad (16)$$

(by classical we mean the single mode Layzer approximation as used by Goncharov [8]). Two values coincide as $A \left(= \frac{\rho_h - \rho_l}{\rho_h + \rho_l} \right) \rightarrow 1$. The growth rate of the development of the height of the bubble tip is shown in **Figure 1** and compared with classical value. It is seen that presence or absence of a source does not give rise to any qualitatively significant change in the growth rate of the bubble height [8,9,17].

To get spike like behavior of the perturbation of the interface we used

$$\xi_1 < 0, \xi_2 > 0 \text{ and } \xi_3 < 0 \quad (17)$$

Corresponding to a start from an initial value

$$[\xi_2]_{\text{initial}} > \frac{1}{2} \sqrt{\frac{r+1}{r-1}}, [\xi_3]_{\text{initial}} < 0 \quad (18)$$

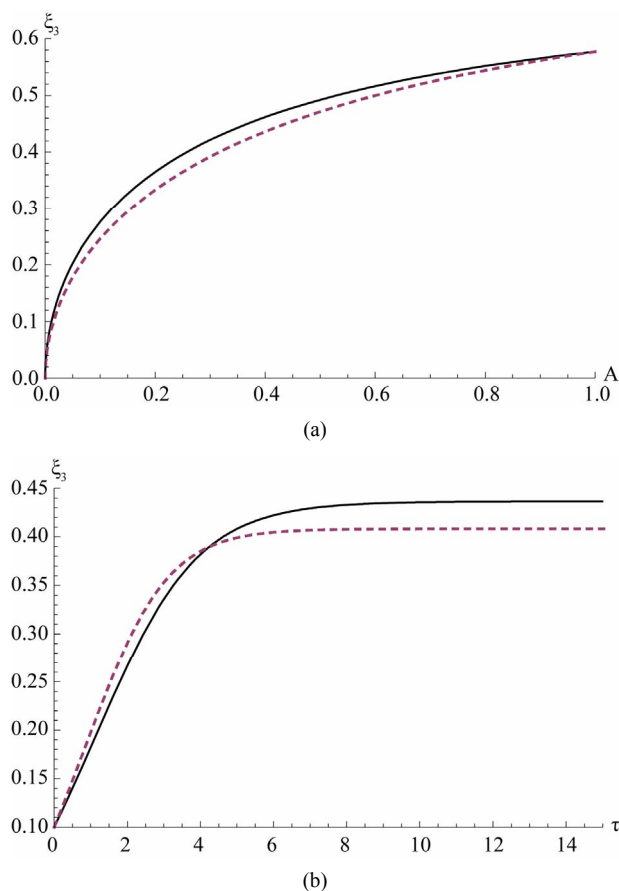


Figure 1. (a) Variation of ξ_3 against A ; and (b) Variation of ξ_3 against τ , where the black line gives the saturation growth rate since by Equations (11) and (12) and the dashed line gives the classical value of growth rate of the tip of the bubble.

Equation (11) shows that ξ_2 increases monotonically ($\frac{d\xi_2}{d\tau} > 0$ for all $\tau > 0$) while from Equation (12) it follows that the depth of the spike tip below the surface of separation increases continuously ($\frac{d\xi_1}{d\tau} = \xi_3 < 0$ and

$\frac{d\xi_3}{d\tau} < 0$). These are shown in **Figures 2(a)** and **(b)** by plotting $\xi_2(\tau)$ and $\xi_3(\tau)$ as function of τ obtained from numerical solution of Equations (11) and (12) by employing fifth order Runge-Kutta-Fehlberg method.

The initial value taken are $[\xi_2]_{\text{initial}} = 1.0$ and $[\xi_3]_{\text{initial}} = -0.5$ which satisfy condition (17) for all the following three values of $r = 2 \left(A = \frac{1}{3} \right)$, $r = 5 \left(A = \frac{2}{3} \right)$,

$r = 20 \left(A = \frac{19}{21} \right)$. The value of ξ_2 which represents the

curvature at the tip of the spike is an increasing function of τ for every value of the Atwood number A (**Figure 2(a)**). Moreover for every given value of τ the curvature ξ_2 increases with A . This implies that the spike continues to sharpen with time as well as with increasing

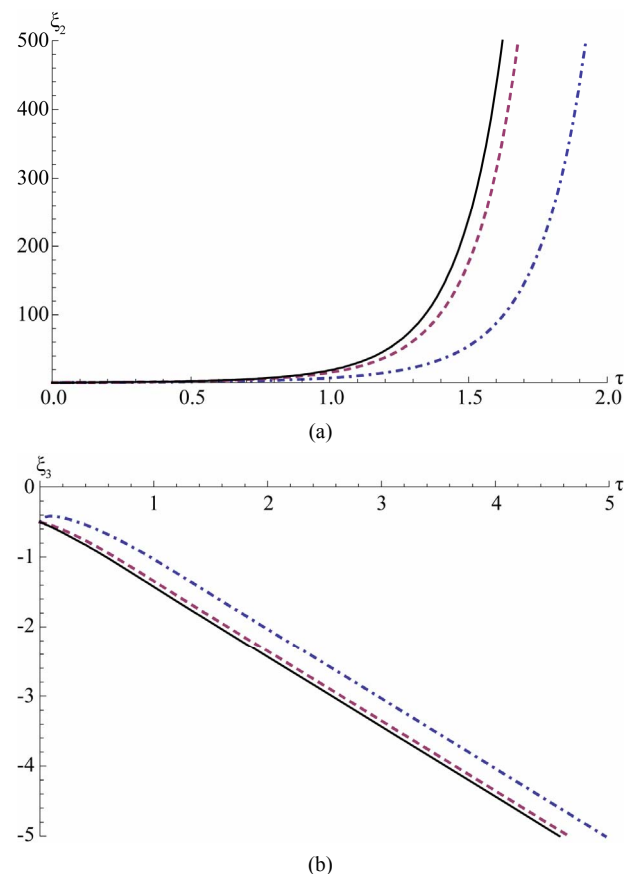


Figure 2. (a) Variation of ξ_2 against τ ; and (b) Variation of ξ_3 against τ with initial value $\xi_1 = -0.1$, $\xi_2 = 1.0$, $\xi_3 = -0.5$ and $r = 2$ (dot-dashed), 5 (dashed), 20 (black).

Atwood number and is explicitly shown in **Figure 3**. **Figure 2(b)** shows that except very close to the starting instant the spike descends with a constant acceleration $\approx -g$ (*i.e.*, nearly a free fall). This agrees with the conclusions [7] for Atwood number $A = 1$.

The time development of spiky behavior for $[\xi_2]_{\text{initial}} > \frac{1}{2}\sqrt{\frac{r+1}{r-1}}$ and $[\xi_3]_{\text{initial}} < 0$ is demonstrated in **Figures 4(a)** and **(b)**. This is shown both for increasing A with fixed τ (**Figure 4(a)**) and with increasing τ for given A (**Figure 4(b)**). But for $\frac{1}{2} < [\xi_2]_{\text{initial}} < \frac{1}{2}\sqrt{\frac{r+1}{r-1}}$ with $[\xi_3]_{\text{initial}} < 0$ one encounters development of finite time singularity *i.e.*, $\xi_2 \rightarrow \infty$ and $\xi_3 \rightarrow -\infty$ at a finite value of τ . The possibility of the occurrence of such an eventuality at (or near) the tip of the spike is also found to arise when the RT instability is addressed by conformal mapping method [23,24] as mentioned by Clavin and Williams [14].

Finally for a trajectory starting from $(\xi_3)_{\text{initial}} < 0$ and $0 < (\xi_2)_{\text{initial}} < \frac{1}{2}\sqrt{\frac{r+1}{r-1}} = \frac{1}{2}\sqrt{\frac{1}{A}}$ one finds that ξ_2 continues to increase towards $\xi_2 = \frac{1}{2}$, *i.e.*, the spike continues to sharpen as time progresses and its speed of fall slowly decreases in magnitude. Because of the presence of singularity at $\xi_2 = \frac{1}{2}$ (Equation (12)), it is not possible to continue the numerical integration towards and beyond this point. This is shown in **Figure 5** for initial values in the domain mentioned above.

4. Conclusion

In this report, we have extended the Layzer's model with

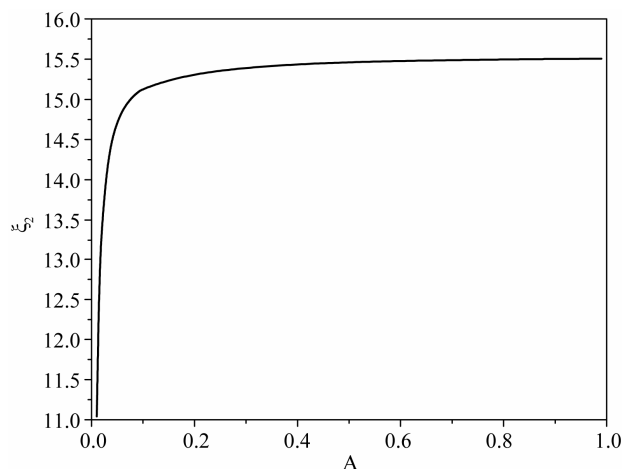


Figure 3. Variation of ξ_2 against A with initial value $\xi_1 = -0.1$, $\xi_2 = 1.0$, $\xi_3 = -0.5$.

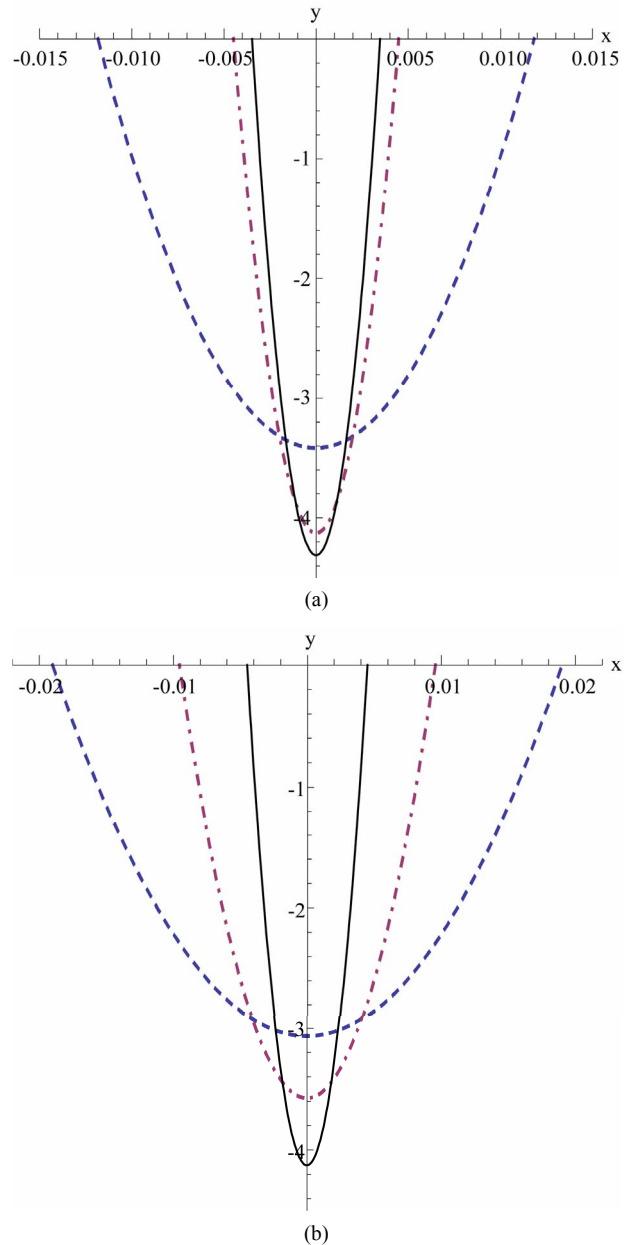


Figure 4. Shows formation of spikes for different values of (a) $A = \frac{1}{3}$ (dashed), $\frac{2}{3}$ (dot-dashed), $\frac{19}{21}$ (black) for fixed $\tau = 2.5$ and (b) $\tau = 2.1$ (Dashed), 2.3 (dot-dashed), 2.5 (black) for fixed $A = \frac{2}{3}$.

the inclusion of second harmonic term. In asymptotic stage, the velocity of the tip of the bubble becomes

$$\sqrt{\frac{8A}{3(5A+3)}} \text{ which is slightly large compared to classical value and agree with the previous obtained results.}$$

However, in case of spike, the curvature of the spike tip is increasing with time as well as the Atwood number

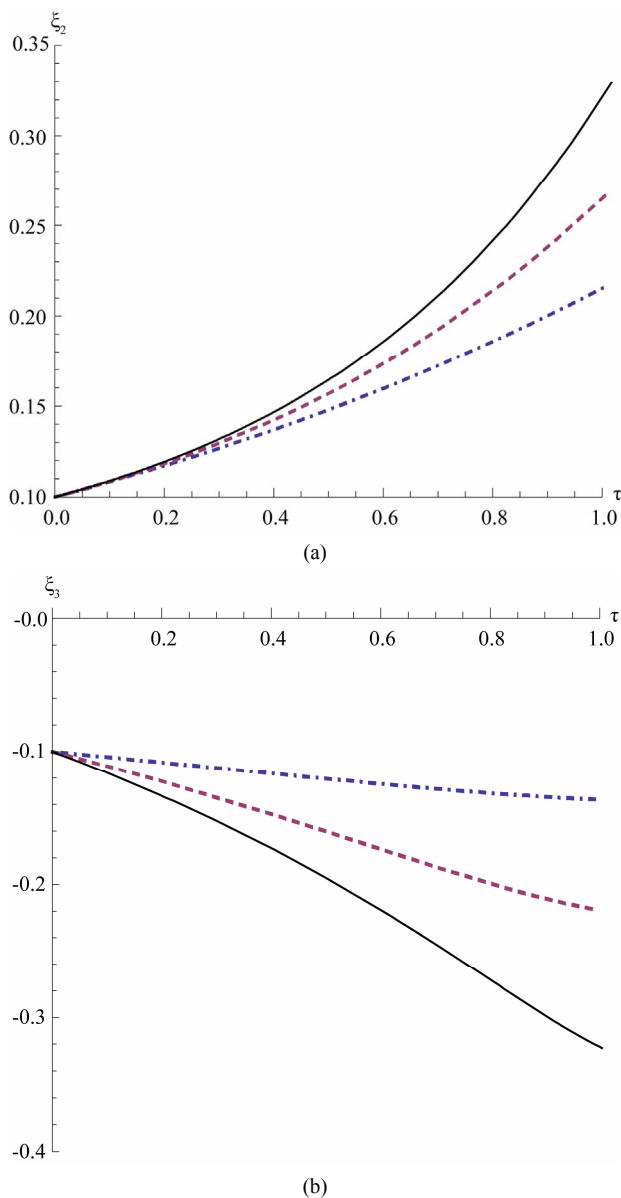


Figure 5. (a) Variation of ξ_2 against τ ; and (b) Variation of ξ_3 against τ with initial value $\xi_1 = -0.1$, $\xi_2 = 0.1$, $\xi_3 = -0.1$ and $r = 2$ (dot-dashed), 5 (dashed), 20 (black).

and as time goes the spike becomes sharpen and behave like a free fall. This is a theoretical work supported by the other previous results.

5. Acknowledgements

This work is supported by the C.S.I.R, Government of India under ref. no. R-10/B/1/09.

REFERENCES

- [1] J. D. Lindl, P. Amendt, R. L. Berger, S. G. Glendinning, S. H. Glenzer, S. W. Haan, R. L. Kauffmann, O. L. Landen and L. J. Suter, "The Physics Basis for Ignition Using Indirect-Drive Targets on the National Ignition Facility," *Physics of Plasmas*, Vol. 11, No. 2, 2004, pp. 339-491. [doi:10.1063/1.1578638](https://doi.org/10.1063/1.1578638)
- [2] D. Batani, W. Nazakov, T. Hall, T. Lower, M. Koenig, B. Faral, A. B. Mounaix, N. Grandjouan, "Foam-Induced Smoothing Studied through Laser-Driven Shock Waves," *Physical Review E*, Vol. 62, No. 6, 2000, pp. 3573-3582. [doi:10.1103/PhysRevE.62.8573](https://doi.org/10.1103/PhysRevE.62.8573)
- [3] R. Dezulian, F. Canova, S. Barbanotti, et al., "Hugoniot Data of Plastic Foams Obtained from Laser-Driven Shocks," *Physical Review E*, Vol. 73, No. 4, 2006, Article ID: 047401. [doi:10.1103/PhysRevE.73.047401](https://doi.org/10.1103/PhysRevE.73.047401)
- [4] S. Atzeni and J. Meyer-Ter-Vehn, "The Physics of Inertial Fusion: Beam Plasma Interaction, Hydrodynamics, Hot Dense Mater," Oxford University, London, 2004.
- [5] D. Layzer, "On the Instability of Superposed Fluids in a Gravitational Field," *Astrophysical Journal*, Vol. 122, No. 1, 1955, pp. 1-12. [doi:10.1086/146048](https://doi.org/10.1086/146048)
- [6] J. Hecht, U. Alon and D. Shvarts, "Potential Flow Models of Rayleigh-Taylor and Richtmyer-Meshkov Bubble Fronts," *Physical Fluids*, Vol. 6, No. 12, 1994, pp. 4019-4030. [doi:10.1063/1.868391](https://doi.org/10.1063/1.868391)
- [7] Q. Zhang, "Analytical Solutions of Layzer-Type Approach to Unstable Interfacial Fluid Mixing," *Physical Review Letters*, Vol. 81, No. 16, 1998, pp. 3391-3394. [doi:10.1103/PhysRevLett.81.3391](https://doi.org/10.1103/PhysRevLett.81.3391)
- [8] V. N. Goncharov, "Analytical Model of Nonlinear, Single-Mode, Classical Rayleigh-Taylor Instability at Arbitrary Atwood Numbers," *Physical Review Letters*, Vol. 88, No. 13, 2002, Article ID: 134502. [doi:10.1103/PhysRevLett.88.134502](https://doi.org/10.1103/PhysRevLett.88.134502)
- [9] S.-I. Sohn and Q. Zhang, "Late Time Behavior of Bubbles at Unstable Interfaces in Two Dimensions," *Physical Fluids*, Vol. 13, No. 11, 2001, pp. 3493-3495. [doi:10.1063/1.1410119](https://doi.org/10.1063/1.1410119)
- [10] S.-I. Sohn, "Analytic Solutions of Unstable Interfaces for All Density Ratios in Axisymmetric Flows," *Journal of Computational and Applied Mathematics*, Vol. 177, No. 2, 2005, pp. 367-374. [doi:10.1016/j.cam.2004.09.026](https://doi.org/10.1016/j.cam.2004.09.026)
- [11] S.-I. Sohn, "Simple Potential-Flow Model of Rayleigh-Taylor and Richtmyer-Meshkov Instabilities for All Density Ratios," *Physical Review E*, Vol. 67, No. 2, 2003, Article ID: 026301. [doi:10.1103/PhysRevE.67.026301](https://doi.org/10.1103/PhysRevE.67.026301)
- [12] K. O. Mikaelian, "Limitations and Failures of the Layzer Model for Hydrodynamic Instabilities," *Physical Review E*, Vol. 78, No. 1, 2008, Article ID: 015303. [doi:10.1103/PhysRevE.78.015303](https://doi.org/10.1103/PhysRevE.78.015303)
- [13] P. Ramaprabhu, G. Dimonte, Y.-N. Young, A. C. Calder and B. Fryxell, "Limits of the Potential Flow Approach to the Single-Mode Rayleigh-Taylor Problem," *Physical Review E*, Vol. 74, No. 6, 2006, Article ID: 066308. [doi:10.1103/PhysRevE.74.066308](https://doi.org/10.1103/PhysRevE.74.066308)
- [14] P. Clavin and F. Williams, "Asymptotic Spike Evolution in Rayleigh? Taylor Instability," *Journal of Fluid Mechanics*, Vol. 525, No. 5, 2005, pp. 105-113. [doi:10.1017/S0022112004002630](https://doi.org/10.1017/S0022112004002630)
- [15] L. Duchemin, C. Josserand and P. Clavin, "Asymptotic Behavior of the Rayleigh-Taylor Instability," *Physical*

- Review Letter*, Vol. 94, No. 22, 2005, Article ID: 224501. [doi:10.1103/PhysRevLett.94.224501](https://doi.org/10.1103/PhysRevLett.94.224501)
- [16] S. I. Abarzhi, K. Nishihara and J. Glimm, "Rayleigh? Taylor and Richtmyer? Meshkov Instabilities for Fluids with a Finite Density Ratio," *Physical Review A*, Vol. 317, No. 5-6, 2003, pp. 470-475. [doi:10.1016/j.physleta.2003.09.013](https://doi.org/10.1016/j.physleta.2003.09.013)
- [17] S.-I. Sohn, "Bubble Interaction Model for Hydrodynamic Unstable Mixing," *Physical Review E*, Vol. 75, No. 6, 2007, Article ID: 066312. [doi:10.1103/PhysRevE.75.066312](https://doi.org/10.1103/PhysRevE.75.066312)
- [18] S.-I. Sohn, "Effects of Surface Tension and Viscosity on the Growth Rates of Rayleigh-Taylor and Richtmyer-Meshkov Instabilities," *Physical Review E*, Vol. 80, No. 5, 2009, Article ID: 055302. [doi:10.1103/PhysRevE.80.055302](https://doi.org/10.1103/PhysRevE.80.055302)
- [19] M. R. Gupta, S. Roy, M. Khan, H. C. Pant, S. Sarkar and M. K. Srivastava, "Effect of Compressibility on the Rayleigh? Taylor and Richtmyer? Meshkov Instability Induced Nonlinear Structure at Two Fluid Interface," *Physics of Plasmas*, Vol. 16, No. 3, 2009, Article ID: 032303. [doi:10.1063/1.3074789](https://doi.org/10.1063/1.3074789)
- [20] R. Betti and J. Sanz, "Bubble Acceleration in the Ablative Rayleigh-Taylor Instability," *Physical Review Letter*, Vol. 97, No. 20, 2006, Article ID: 205002. [doi:10.1103/PhysRevLett.97.205002](https://doi.org/10.1103/PhysRevLett.97.205002)
- [21] M. R. Gupta, L. Mandal, S. Roy and M. Khan, "Effect of Magnetic Field on Temporal Development of Rayleigh? Taylor Instability Induced Interfacial Nonlinear Structure," *Physics of Plasmas*, Vol. 17, No. 1, 2010, Article ID: 012306. [doi:10.1063/1.3293120](https://doi.org/10.1063/1.3293120)
- [22] R. Banerjee, L. Mandal, S. Roy, M. Khan and M. R. Gupta, "Combined Effect of Viscosity and Vorticity on Single Mode Rayleigh? Taylor Instability Bubble Growth," *Physics of Plasmas*, Vol. 18, No. 2, 2011, Article ID: 022109. [doi:10.1063/1.3555523](https://doi.org/10.1063/1.3555523)
- [23] T. Yoshikawa and A. Balk, "A Conformal-Mapping Model for Bubbles and Fingers of the Rayleigh-Taylor Instability," *Mathematical and Computer Modelling*, Vol. 38, No. 1-2, 2003, pp. 113-121. [doi:10.1016/S0895-7177\(03\)90009-4](https://doi.org/10.1016/S0895-7177(03)90009-4)
- [24] S. Tanveer, "Singularities in Water Waves and Rayleigh-Taylor Instability," *Proceedings of the Royal Society of London A*, Vol. 441, No. 1913, 1993, pp. 501-525.